



Australian Government
Defence

Defence Export Controls

Summary Report

FY2025-26 | Quarter 3 | 1 January – 31 March



Table of Contents

1.	Key Information and Caveats	(page 3)
2.	Issued Permits – Overview	(page 4)
3.	Issued Permits – End-User by Destinations by Country / Territory	(page 5)
4.	Issued Permits – End-User Destinations by Region	(page 7)
5.	Export Applications – Received and Finalised	(page 8)
6.	Export Applications – Processing	(page 9)
7.	Export Applications – Approvals and Assessments	(page 10)
8.	Export Applications – Prohibitions and Denials	(page 11)
9.	Export Applications – Withdrawn, Made Inactive, Lapsed, No Further Action Required	(page 12)
10.	Certificate Statistics	(page 13)
11.	Australian General Export Licences (AUSGEL) – Statistics and Processing	(page 14)
12.	Broker Registration	(page 15)
13.	Applicant-Estimated Value of Approved Defence Permits	(page 16)

Key Information and Caveats

- The data in this report relates to permits approved by Defence for the export of goods and technologies on the Defence and Strategic Goods List (DSGL). The DSGL is available at: <https://www.legislation.gov.au/F2024L01024/asmade/text>
- Each export permit has been assessed on a case-by-case basis against the relevant legislated criteria under Australia’s export control framework. These criteria are available at: <https://www.legislation.gov.au/F2013L00902/latest/text> (Defence Trade Controls Regulation 2013 – Section 8).
- The data contained in this report is not representative of the total number of permits approved by Defence.
 - Approved permits may contain multiple destinations. Where two or more destinations appear on the same permit, they are individually counted against each destination.
 - Approved permits under Part 2 of the Defence and Strategic Goods List may cover multiple categories. When two or more categories appear on the same permit, they are individually counted against each category (relevant only to counts by Category of the Defence Strategic Goods List).
- Data in this report is drawn from a live transactional database. It is a point-in-time reference
- Permit approvals should not be conflated with weapons sales. Export permits are required for a wide range of goods and technology, many of which are used for civilian and commercial purposes. This includes where items must return to their original manufacturer for maintenance and repairs.
- Export permits are also required to support the export of controlled goods and technology in support of Commonwealth capabilities, such as the manufacture and sustainment of ADF equipment.
- Permit approvals should also not be conflated with completed exports, as there is no requirement to complete an export once a permit is issued.
- Export permits issued to Australian end-users relate to temporary exports. Temporary exports include but are not limited to demonstration, or repair and return. Not all temporary permits list Australia as an end-user.
- Where there are 1-4 approved permits for a certain type of category, this data is captured as “<5”. Specifying small numbers of permits to specific destinations may enable the permit holders to be identified, particularly when other information in the public domain is also considered. Defence does not comment on individual permits owing to legal, privacy and commercial-in-confidence reasons.
- Permit applications may estimate the total value of their export over the life of the permit. Some permits extend over multiple years. Year-to-year comparisons of export values could therefore be misleading. Defence does not verify these estimates.

Issued Permits – Overview (1 Jan – 31 Mar 2026)

TOTAL ISSUED PERMITS	
Associated with <u>unique end-user destination</u> and <u>part of the Defence Strategic Goods List</u>	
Defence and Strategic Goods List – Part 1	389
Defence and Strategic Goods List – Part 2	265

TOTAL ISSUED PERMITS BY DEFENCE AND STRATEGIC GOODS LIST CATEGORY	
Associated with <u>unique end-user destination</u> and <u>category within Part 2 of the Defence Strategic Goods List</u>	
Category 0 - Nuclear materials, facilities and equipment	2
Category 1 - Materials, chemicals, microorganisms and toxins	36
Category 2 - Materials processing	31
Category 3 - Electronics	9
Category 4 - Computers	1
Category 5 - Telecommunications and information security	104
Category 6 - Sensors and lasers	49
Category 7 - Navigation and avionic	22
Category 8 - Marine	10
Category 9 - Aerospace and propulsion	19

Issued Permits – End-User Destinations (1 Jan – 31 Mar 2026)

Destination	DSGL Part 1	DSGL Part 2
ALGERIA	0	<5
ANGOLA	0	<5
ARGENTINA	5	<5
ARUBA	0	<5
AUSTRALIA	77	28
AUSTRIA	9	<5
BAHAMAS	0	<5
BANGLADESH	0	<5
BARBADOS	0	<5
BELGIUM	11	<5
BRAZIL	<5	6
BRUNEI DARUSSALAM	5	0
BULGARIA	<5	<5
BURKINA FASO	0	<5
BURUNDI	0	<5
CAMBODIA	0	<5
CANADA	22	5
CAYMAN ISLANDS	0	<5
CHILE	<5	<5
CHINA	0	8
CHRISTMAS ISLAND	<5	<5
COLOMBIA	<5	<5
CONGO	<5	0
COOK ISLANDS	5	0
COSTA RICA	0	<5
CÔTE D'IVOIRE	0	<5
CROATIA	0	<5

Destination	DSGL Part 1	DSGL Part 2
CURAÇAO	0	<5
CYPRUS	0	<5
CZECH REPUBLIC	8	<5
DENMARK	5	10
DOMINICAN REPUBLIC	0	<5
ECUADOR	0	<5
EGYPT	0	<5
EL SALVADOR	0	<5
ESTONIA	<5	<5
FIJI	6	0
FINLAND	8	<5
FRANCE	10	11
FRENCH GUIANA	0	<5
FRENCH POLYNESIA	0	<5
GERMANY	29	16
GHANA	<5	5
GREECE	<5	<5
GUADELOUPE	0	<5
GUATEMALA	<5	<5
GUINEA	0	<5
HONDURAS	0	<5
HONG KONG	0	7
HUNGARY	<5	<5
INDIA	12	16
INDONESIA	16	15
IRELAND	<5	15
ISRAEL	15	0

Destination	DSGL Part 1	DSGL Part 2
ITALY	9	6
JAMAICA	0	<5
JAPAN	15	11
JORDAN	<5	<5
KAZAKHSTAN	0	<5
KENYA	0	<5
KIRIBATI	5	0
KUWAIT	<5	<5
LAOS	0	<5
LATVIA	<5	<5
LITHUANIA	<5	5
LUXEMBOURG	<5	<5
MACAO	0	<5
MALAYSIA	9	12
MALDIVES	<5	0
MARSHALL ISLANDS	5	0
MEXICO	0	<5
MICRONESIA	5	0
MONGOLIA	<5	<5
MOROCCO	0	<5
NAMIBIA	0	<5
NAURU	6	0
NETHERLANDS	20	24
NEW CALEDONIA	6	<5
NEW ZEALAND	54	18
NICARAGUA	0	<5
NIGERIA	0	<5

Destination	DSGL Part 1	DSGL Part 2
NIUE	5	0
NORFOLK ISLAND	<5	<5
NORWAY	11	12
PAKISTAN	<5	<5
PALAU	5	0
PANAMA	0	<5
PAPUA NEW GUINEA	7	9
PERU	0	<5
PHILIPPINES	8	9
POLAND	6	5
PORTUGAL	5	<5
QATAR	<5	<5
ROMANIA	<5	<5
SAMOA	5	0
SAUDI ARABIA	6	<5
SENEGAL	0	<5
SERBIA	0	<5
SINGAPORE	13	23
SLOVAKIA	0	<5
SLOVENIA	0	<5
SOLOMON ISLANDS	5	0
SOMALIA	0	<5
SOUTH AFRICA	6	7
SOUTH KOREA	14	9
SPAIN	10	5
SRI LANKA	0	<5
SURINAME	0	<5

Caveats on statistics in this section: Only permits involving the export of goods and supply of technology and/or services beyond the borders of Australia have been included. Export permits issued to Australian end-users relate to temporary exports. Temporary exports include but are not limited to demonstration, or repair and return. Not all temporary permits list Australia as an end-user.

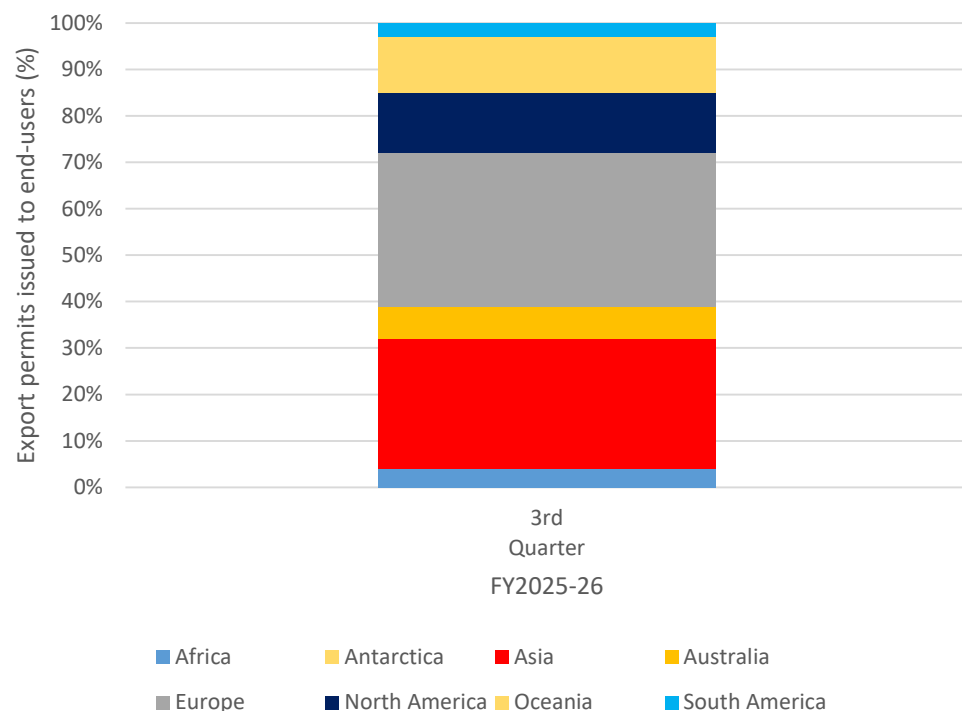
Issued Permits – End-User Destinations (1 Jan – 31 Mar 2026)

Destination	DSGL Part 1	DSGL Part 2
SWEDEN	11	6
SWITZERLAND	11	<5
TAIWAN	12	6
TANZANIA	0	<5
THAILAND	9	11
TIMOR-LESTE	5	0
TONGA	5	0
TRINIDAD AND TOBAGO	0	<5
TUNISIA	0	<5
TURKIYE	<5	<5
TURKMENISTAN	0	<5
TUVALU	5	0
UKRAINE	10	<5
UNITED ARAB EMIRATES	8	7
UNITED KINGDOM	25	12
UNITED STATES	56	13
URUGUAY	0	<5
UZBEKISTAN	0	<5
VANUATU	5	0
VENEZUELA	0	<5
VIET NAM	<5	<5
ZAMBIA	0	<5
ZIMBABWE	0	<5

Caveats on statistics in this section: Only permits involving the export of goods and supply of technology and/or services beyond the borders of Australia have been included. Export permits issued to Australian end-users relate to temporary exports. Temporary exports include but are not limited to demonstration, or repair and return. Not all temporary permits list Australia as an end-user.

Issued Permits – End-User Destinations by Region

Export permits issued to end-users for Quarter 3
FY2025-26 broken down by region



Export permits issued to end-users by region and financial years

	FY2023-24	FY2024-25	FY2025-26
	Average	Average	3rd Quarter
Africa	4%	3%	4%
Antarctica	--	--	--
Asia	21%	25%	28%
Australia	13%	10%	7%
Europe	22%	30%	33%
North America	28%	16%	13%
Oceania	10%	12%	12%
South America	2%	3%	3%

* *Export Permits issued to Australian end users relate to temporary exports. Temporary exports include but not limited to: demonstration or repair and return.*

Export Applications – Received and Finalised



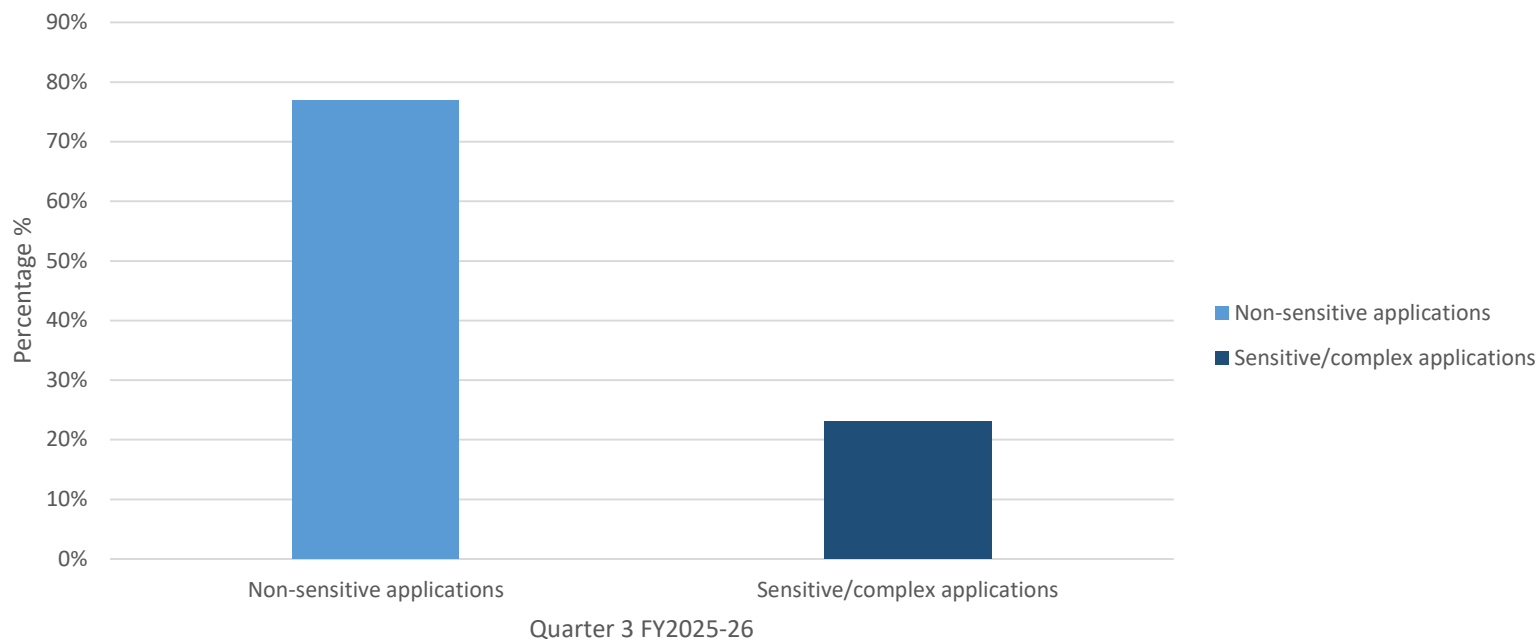
Export applications received and finalised

	FY2025-26
	3rd Quarter
Applications received	848
Applications finalised	1077

Export Applications – Processing

The percentage of export application processed that were non-Sensitive and sensitive/complex

Percentage of export applications processed that were non-sensitive and sensitive/complex



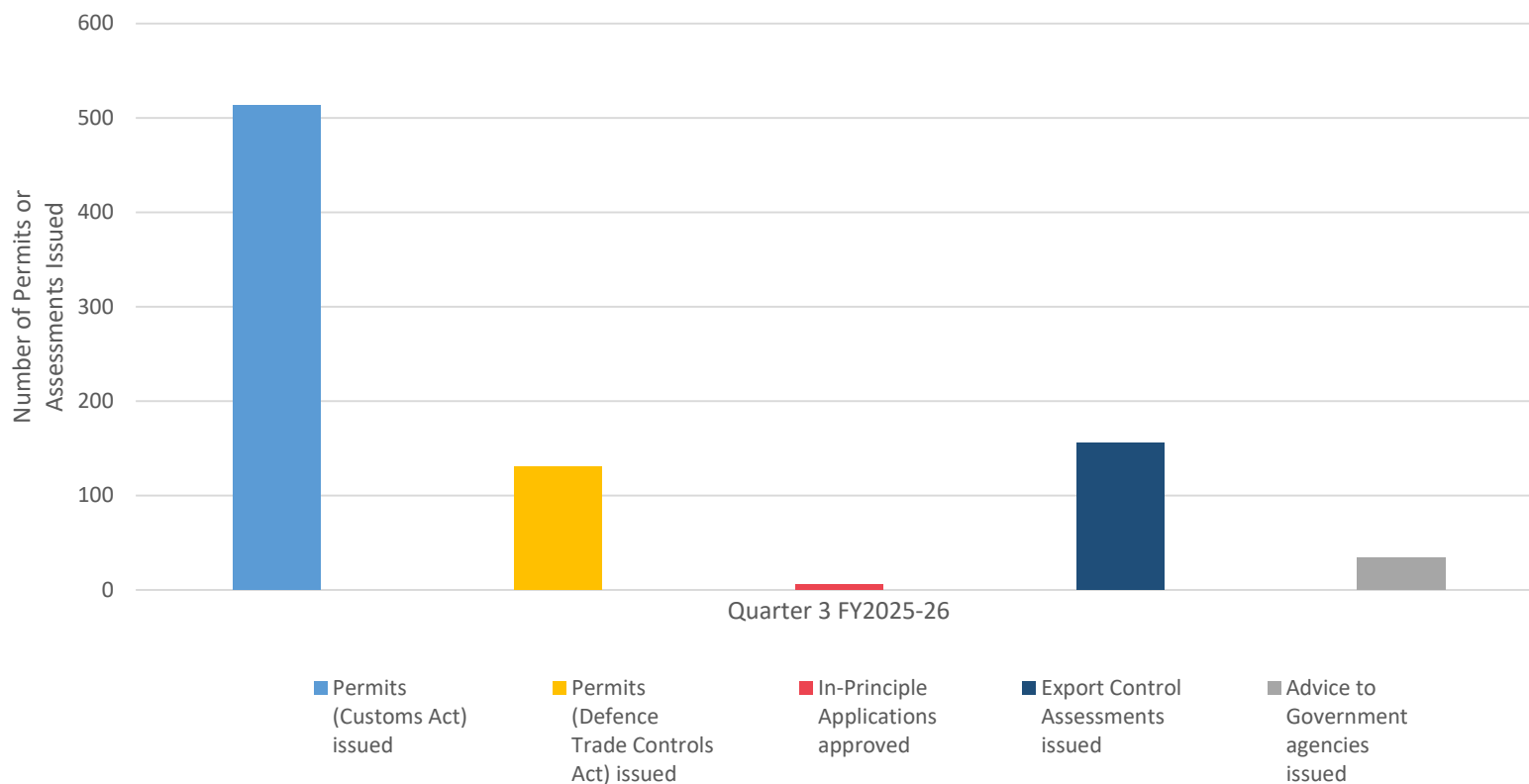
	FY2025-26
	3rd Quarter
Non-sensitive applications	77%
Sensitive/complex applications	23%

The percentage of export applications processing times that met benchmark assessment timeframes

	FY2025-26
	3rd Quarter
% of non-sensitive applications assessed within 15 days	85%
% of sensitive/complex applications assessed within 35 days	86%

Export Applications – Approvals and Assessments

Export permit approvals, supported in-principle assessments and advice issued



Export permit approvals, supported In-Principle Assessments and advice issued

	FY2025-26
	3rd Quarter
Permits (Customs Act) issued	513
Permits (Defence Trade Controls Act) issued	131
In-Principle Applications approved	6
Export Control Assessments issued	156
Advice to Government agencies issued	34

Export Applications – Prohibitions and Denials

Export denials under Regulations 13E of the *Customs Act 1901*, in-principle assessments not supported, and prohibitions under the *WMD (Weapons of Mass Destruction) Act* and Military End-Use provision

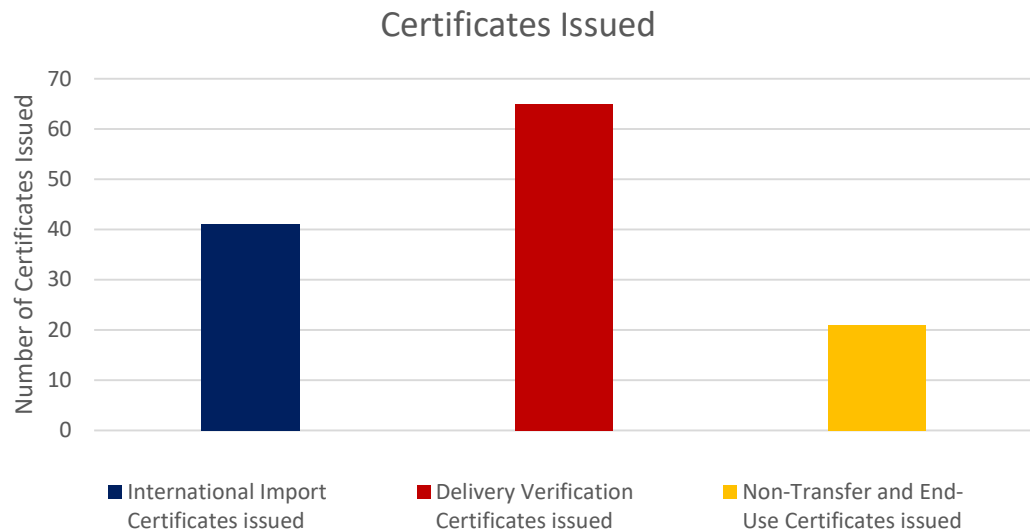
Export Application Prohibitions and Denials	FY 2025-26
	3rd Quarter
Denials (Customs Act)	7
In-Principle Applications Not Supported	< 5
Prohibition Notices (Defence Trade Controls Act)	0
Prohibition Notices (Weapons of Mass Destruction Act)	< 5
Prohibition Notices (Military End Use)	5

Export Applications – Withdrawn, Made Inactive, Lapsed, No Further Action Required

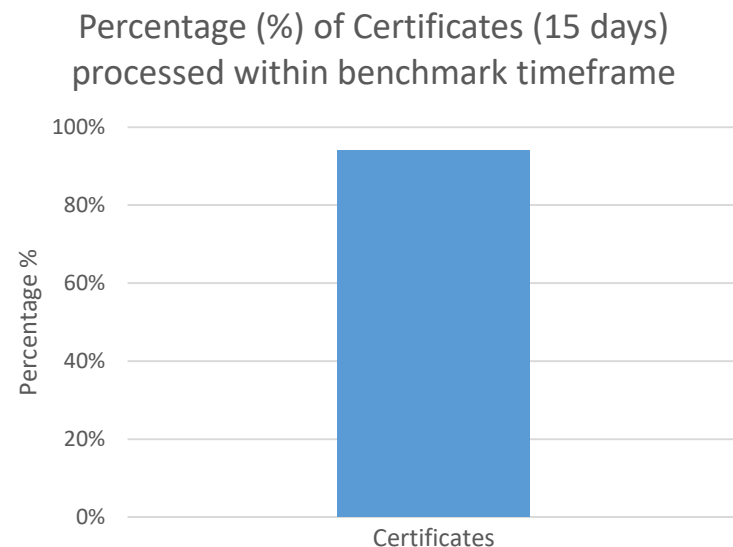
Withdrawn, made inactive, lapsed, and no further action required

Export Application Prohibitions and Denials	FY 2025-26 3rd Quarter
Withdrawn, Made Inactive or Lapsed	137
No Further Action Required	0

Certificate Statistics

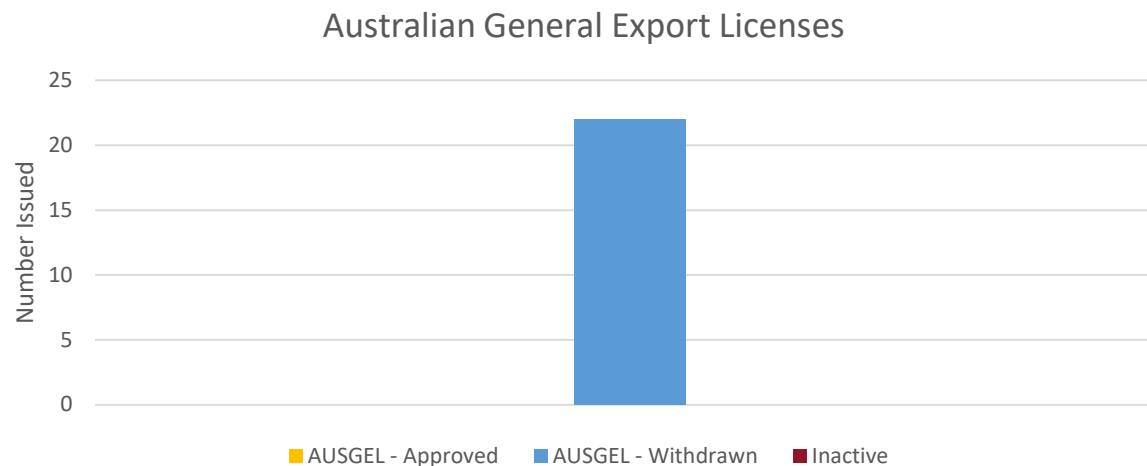


	FY2025-26
	3rd Quarter
International Import Certificates issued	41
Delivery Verification Certificates issued	65
Non-Transfer and End-Use Certificates issued	21



	FY2025-26
	3rd Quarter
Certificates processed within benchmark timeframe	94%

Australian General Export Licences (AUSGEL) – Statistics and Processing

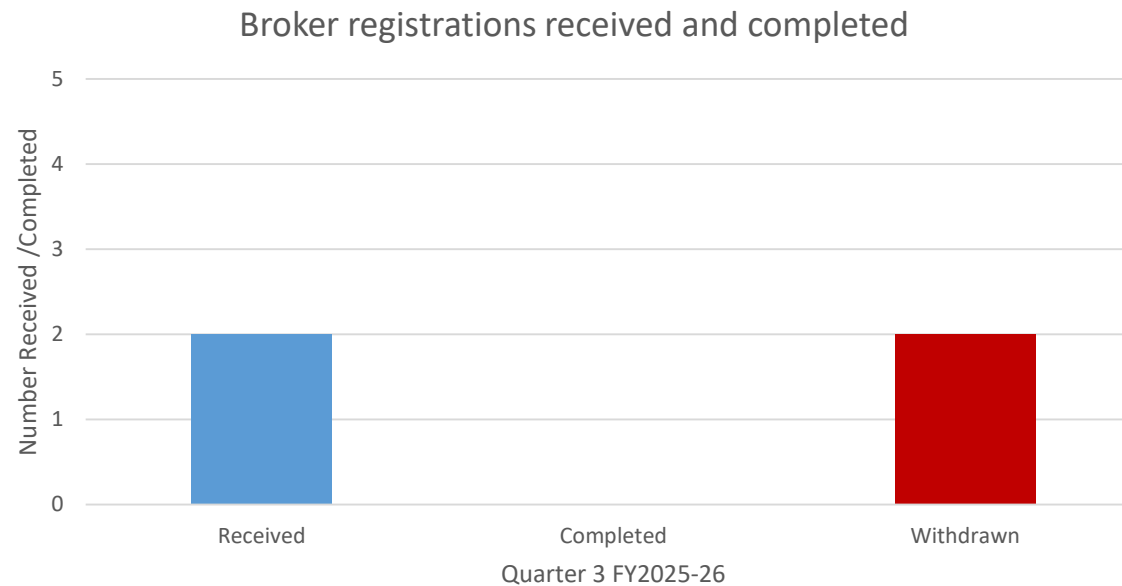


AUSGELs Issued

	FY2025-26
	3rd Quarter
AUSGEL - Approved	0
AUSGEL - Withdrawn	22
Inactive	0

Caveats on statistics in this section: From 13 February 2026, AUSGELs are being phased out as a permit type due to low usage by exporters.

Broker Registration



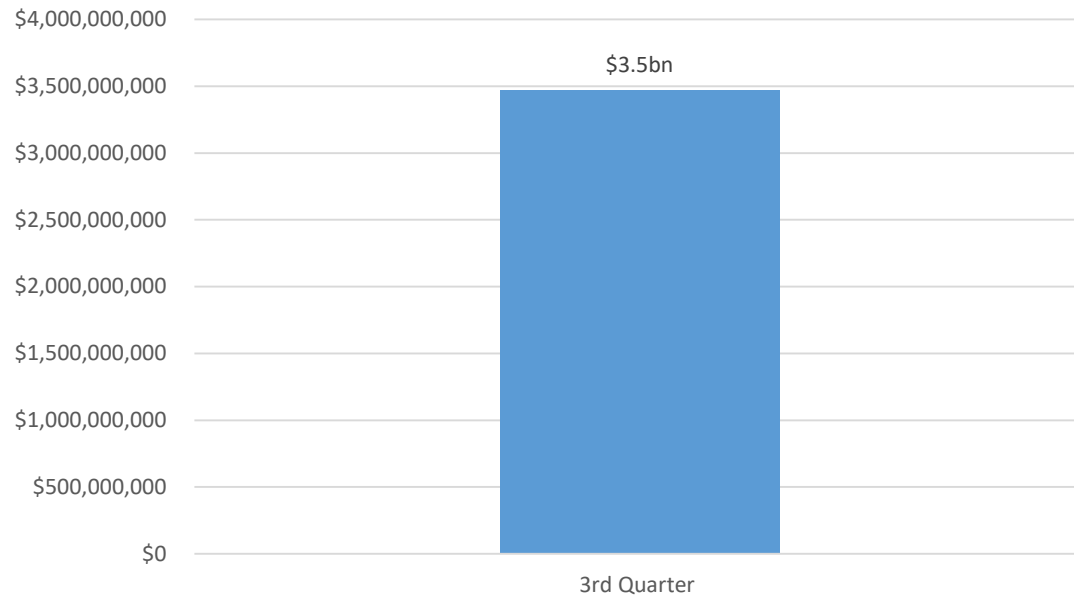
Broker registrations received and completed

	FY2025-26
	3rd Quarter
Received	2
Completed	0
Withdrawn	2

Applicant-Estimated Value of Defence Permits

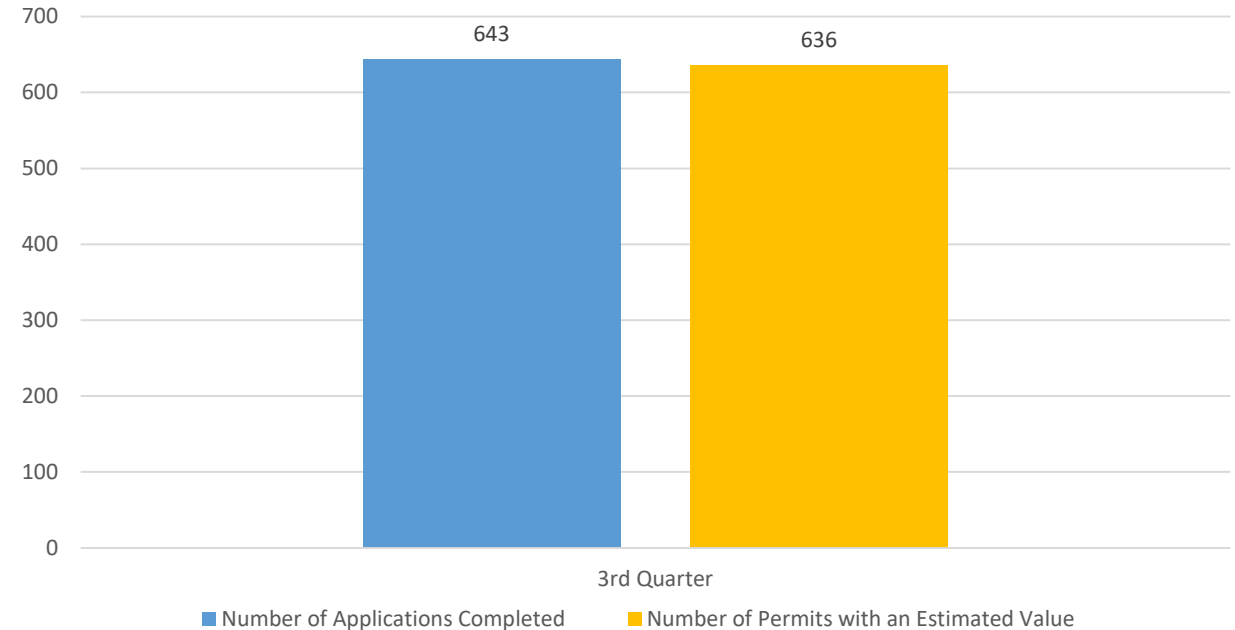
Caveats on statistics in this section: From 1 January 2018 onwards, applicants have been required to include their estimation of the total value of their export over the life of the permit. Some permits extend over multiple years. Year-to-year comparisons of export values could therefore be misleading.

Applicant-Estimated (\$AUD) Value of Defence Permits



	FY2025-26
	3rd Quarter
Applicant-Estimated (\$AUD) Value of Defence Permits	\$3,470,104,873

Number of Applicants Declaring Permit Values



	FY2025-26
	3rd Quarter
Number of Applications Completed	643
Number of Permits with an Estimated Value	636