



Australian Government
Defence

Defence Export Controls

Summary report

FY2024-25 | Quarter 4 | 1 April – 30 June (and annual totals)



Table of contents

1.	Key information and caveats	(Page 3)
2.	Issued permits – Overview	(Page 4)
3.	Issued permits – End-user destinations by country/territory	(Page 6)
4.	Issued permits – End-user destinations by region	(Page 10)
5.	Export applications – Received and finalised	(Page 11)
6.	Export applications – Processing	(Page 12)
7.	Export applications – Approvals and assessments	(Page 13)
8.	Export applications – Prohibitions and denials	(Page 14)
9.	Export applications – Withdrawn, made inactive, lapsed, no further action required	(Page 15)
10.	Certificate statistics	(Page 16)
11.	Australian General Export Licences (AUSGEL) – Statistics and processing	(Page 17)
12.	Broker registration	(Page 18)
13.	Estimated value of approved Defence permits	(Page 19)

Key information and caveats

- The data in this report relates to permits approved by Defence for the export of goods and technologies on the Defence and Strategic Goods List (DSGL). The DSGL is available at: <https://www.legislation.gov.au/F2024L01024/asmade/text>
- Each export permit has been assessed on a case-by-case basis against the relevant legislated criteria under Australia's export control framework. These criteria are available at: <https://www.legislation.gov.au/F2013L00902/latest/text> (Defence Trade Controls Regulation 2013 – Section 8).
- The data contained in this report is not representative of the total number of permits approved by Defence.
 - Approved permits may contain multiple destinations. Where two or more destinations appear on the same permit, they are individually counted against each destination.
 - Approved permits under Part 2 of the DSGL may cover multiple categories. When two or more categories appear on the same permit, they are individually counted against each category (relevant only to counts by category of the DSGL).
- Data in this report is drawn from a live transactional database. It is a point-in-time reference.
- Permit approvals should not be conflated with weapon sales. Export permits are required for a wide range of goods and technology, many of which are used for civilian and commercial purposes. This includes where items must return to their original manufacturer for maintenance and repairs.
- Export permits are also required to support the export of controlled goods and technology in support of Commonwealth capabilities, such as the manufacture and sustainment of Australian Defence Force equipment.
- Permit approvals should also not be conflated with completed exports, as there is no requirement to complete an export once a permit is issued.
- Export permits issued to Australian end-users relate to temporary exports. Temporary exports include, but are not limited to, demonstration, or repair and return. Not all temporary permits list Australia as an end-user.
- Where there are one-four approved permits for a certain type of category, this data is captured as '<5'. Specifying small numbers of permits to specific destinations may enable permit holders to be identified, particularly when other information in the public domain is also considered. Defence does not comment on individual permits owing to legal, privacy and commercial-in-confidence reasons.
- Permit applicants may estimate the total value of their export over the life of the permit. Some permits extend over multiple years. Year-to-year comparisons of export values could therefore be misleading. Defence does not verify these estimates.

Issued permits – Quarter 4 (1 April – 30 June 2025)

TOTAL ISSUED PERMITS	
Associated with <u>unique end-user destination</u> and <u>part of the Defence Strategic Goods List</u>	
Defence and Strategic Goods List – Part 1	392
Defence and Strategic Goods List – Part 2	233

TOTAL ISSUED PERMITS BY DEFENCE AND STRATEGIC GOODS LIST CATEGORY	
Associated with <u>unique end-user destination</u> and <u>category within Part 2 of the Defence Strategic Goods List</u>	
Category 0 - Nuclear materials, facilities and equipment	--
Category 1 - Materials, chemicals, microorganisms and toxins	34
Category 2 - Materials processing	16
Category 3 - Electronics	7
Category 4 - Computers	--
Category 5 - Telecommunications and information security	275
Category 6 - Sensors and lasers	18
Category 7 - Navigation and avionic	23
Category 8 - Marine	< 5
Category 9 - Aerospace and propulsion	13

Issued permits – FY2024-25 (1 July 2024 – 30 June 2025)

TOTAL ISSUED PERMITS	
Associated with <u>unique end-user destination</u> and <u>part of the Defence Strategic Goods List</u>	
Defence and Strategic Goods List – Part 1	1740
Defence and Strategic Goods List – Part 2	1152

TOTAL ISSUED PERMITS BY DEFENCE AND STRATEGIC GOODS LIST CATEGORY	
Associated with <u>unique end-user destination</u> and <u>category within Part 2 of the Defence Strategic Goods List</u>	
Category 0 - Nuclear materials, facilities and equipment	--
Category 1 - Materials, chemicals, microorganisms and toxins	161
Category 2 - Materials processing	87
Category 3 - Electronics	21
Category 4 - Computers	29
Category 5 - Telecommunications and information security	973
Category 6 - Sensors and lasers	99
Category 7 - Navigation and avionic	94
Category 8 - Marine	10
Category 9 - Aerospace and propulsion	58

Issued permits – End-user destinations Quarter 4 (1 Apr – 30 Jun 2025)

Destination	DSGL Part 1	DSGL Part 2
ARGENTINA	<5	<5
AUSTRALIA	87	33
AUSTRIA	<5	5
BAHRAIN	<5	--
BANGLADESH	<5	<5
BELGIUM	<5	<5
BOLIVIA	<5	--
BOTSWANA	--	<5
BRAZIL	<5	<5
BRUNEI	<5	--
BULGARIA	<5	<5
BURKINA FASO	--	<5
CABO VERDE	--	<5
CANADA	18	11
CENTRAL AFRICAN REPUBLIC	--	<5
CHILE	<5	<5
CHINA	<5	6
COLOMBIA	7	9
CZECHIA	<5	7
DENMARK	5	<5
ESTONIA	<5	<5
ESWATINI	--	<5
ETHIOPIA	--	<5
FIJI	<5	--
FINLAND	5	<5
FRANCE	26	9
FRENCH POLYNESIA	<5	<5

Destination	DSGL Part 1	DSGL Part 2
GERMANY	35	11
GHANA	--	<5
GIBRALTAR	<5	--
GREECE	5	5
GUAM	<5	--
GUINEA	--	<5
GUYANA	--	<5
HONG KONG	--	5
HUNGARY	<5	5
ICELAND	<5	--
INDIA	13	19
INDONESIA	14	17
IRELAND	<5	20
ITALY	13	12
JAMAICA	<5	--
JAPAN	16	9
JORDAN	<5	<5
KUWAIT	<5	7
LAOS	--	<5
LATVIA	<5	<5
LITHUANIA	<5	<5
LUXEMBOURG	<5	<5
MACAO	--	<5
MALAWI	--	<5
MALAYSIA	7	6
MALDIVES	--	<5
MALTA	<5	<5

Destination	DSGL Part 1	DSGL Part 2
MEXICO	--	<5
MONGOLIA	<5	--
NEPAL	<5	--
NETHERLANDS	12	18
NEW CALEDONIA	<5	<5
NEW ZEALAND	41	19
NORFOLK ISLAND	<5	--
NORWAY	12	<5
OMAN	<5	<5
PAKISTAN	<5	--
PAPUA NEW GUINEA	<5	7
PERU	<5	--
PHILIPPINES	5	8
POLAND	5	5
PORTUGAL	<5	<5
QATAR	<5	5
ROMANIA	<5	--
SAUDI ARABIA	<5	6
SENEGAL	--	<5
SERBIA	--	<5
SEYCHELLES	<5	--
SINGAPORE	11	10
SLOVAKIA	--	<5
SLOVENIA	<5	--
SOUTH AFRICA	5	<5
SOUTH KOREA	15	11
SPAIN	5	5

Destination	DSGL Part 1	DSGL Part 2
SRI LANKA	<5	<5
SWEDEN	15	7
SWITZERLAND	8	6
TAIWAN	12	7
TANZANIA	--	<5
THAILAND	<5	5
TONGA	<5	--
TURKIYE	<5	<5
TURKMENISTAN	--	<5
UKRAINE	6	<5
UNITED ARAB EMIRATES	9	9
UNITED KINGDOM	20	<5
UNITED STATES	49	<5
VIET NAM	<5	<5
ZAMBIA	--	<5
ZIMBABWE	<5	--

Caveats on statistics in this section: Only permits involving the export of goods and supply of technology and/or services beyond the borders of Australia have been included. Export permits issued to Australian end-users relate to temporary exports. Temporary exports include, but are not limited to, demonstration, or repair and return. Not all temporary permits list Australia as an end-user.

Issued permits – End-user destinations FY2024-25

Destination	DSGL Part 1	DSGL Part 2
ALBANIA	<5	<5
ALGERIA	--	<5
AMERICAN SAMOA	--	<5
ANGOLA	--	<5
ANTARCTICA	--	<5
ARGENTINA	6	16
AUSTRALIA	268	86
AUSTRIA	11	14
BAHRAIN	<5	<5
BANGLADESH	5	11
BELGIUM	19	13
BENIN	--	<5
BOLIVIA	<5	--
BOTSWANA	--	<5
BRAZIL	9	13
BRUNEI	9	<5
BULGARIA	<5	10
BURKINA FASO	--	5
CABO VERDE	--	<5
CANADA	78	34
CENTRAL AFRICAN REPUBLIC	--	<5
CHILE	<5	8
CHINA	7	17
CHRISTMAS ISLAND	<5	<5
COLOMBIA	11	16
COOK ISLANDS	--	<5
COTE D'IVOIRE	--	<5
CROATIA	<5	<5

Destination	DSGL Part 1	DSGL Part 2
CYPRUS	<5	<5
CZECHIA	5	24
DENMARK	33	12
DOMINICAN REPUBLIC	--	<5
ECUADOR	--	5
EGYPT	<5	5
ESTONIA	<5	10
ESWATINI	--	<5
ETHIOPIA	--	<5
FIJI	5	6
FINLAND	20	11
FRANCE	77	31
FRENCH POLYNESIA	<5	<5
GEORGIA	<5	--
GERMANY	131	44
GHANA	<5	9
GIBRALTAR	<5	--
GREECE	13	11
GUAM	6	<5
GUINEA	--	<5
GUINEA-BISSAU	--	<5
GUYANA	--	<5
HONG KONG	<5	18
HUNGARY	6	11
ICELAND	<5	--
INDIA	57	64
INDONESIA	33	62
IRAQ	--	<5

Destination	DSGL Part 1	DSGL Part 2
IRELAND	7	62
ISRAEL	14	--
ITALY	42	26
JAMAICA	6	--
JAPAN	41	38
JORDAN	<5	7
KAZAKHSTAN	<5	6
KENYA	--	<5
KIRIBATI	--	5
KUWAIT	<5	9
LAOS	<5	9
LATVIA	5	10
LITHUANIA	7	10
LUXEMBOURG	<5	14
MACAO	--	<5
MACEDONIA	--	<5
MALAWI	--	<5
MALAYSIA	22	28
MALDIVES	--	<5
MALI	--	<5
MALTA	<5	<5
MAURITANIA	--	<5
MAURITIUS	--	<5
MEXICO	7	12
MONGOLIA	6	<5
MOROCCO	<5	<5
MOZAMBIQUE	--	<5
MYANMAR	--	<5

Destination	DSGL Part 1	DSGL Part 2
NAMIBIA	--	<5
NEPAL	<5	<5
NETHERLANDS	49	60
NEW CALEDONIA	10	5
NEW ZEALAND	191	79
NICARAGUA	--	<5
NIGERIA	--	<5
NORFOLK ISLAND	12	<5
NORWAY	71	22
OMAN	<5	<5
PAKISTAN	<5	<5
PANAMA	<5	<5
PAPUA NEW GUINEA	13	42
PERU	<5	9
PHILIPPINES	14	30
POLAND	16	13
PORTUGAL	14	10
QATAR	<5	9
ROMANIA	<5	9
SAMOA	--	<5
SAUDI ARABIA	9	18
SENEGAL	--	<5
SERBIA	--	<5
SEYCHELLES	<5	--
SINGAPORE	48	55
SLOVAKIA	--	5
SLOVENIA	5	<5
SOLOMON ISLANDS	5	<5

Caveats on statistics in this section: Only permits involving the export of goods and supply of technology and/or services beyond the borders of Australia have been included. Export permits issued to Australian end-users relate to temporary exports. Temporary exports include, but are not limited to, demonstration, or repair and return. Not all temporary permits list Australia as an end-user.

Issued permits – End-user destinations FY2024-25

Destination	DSGL Part 1	DSGL Part 2
SOMALIA	--	<5
SOUTH AFRICA	14	20
SOUTH KOREA	55	37
SPAIN	37	16
SRI LANKA	7	<5
SURINAME	--	<5
SVALBARD & JAN MAYEN	--	<5
SWEDEN	42	22
SWITZERLAND	15	13
TAIWAN	17	26
TANZANIA	--	8
THAILAND	16	33
TIMOR-LESTE	<5	8
TONGA	6	<5
TUNISIA	--	<5
TURKIYE	12	6
TURKMENISTAN	<5	<5
UKRAINE	35	10
UNITED ARAB EMIRATES	24	19
UNITED KINGDOM	103	28
UNITED STATES	272	109
VANUATU	--	<5
VIET NAM	<5	19
ZAMBIA	<5	<5
ZIMBABWE	<5	<5

Commonwealth capabilities spotlight

Export permits issued by Defence are required to support Talisman Sabre 2025

- Defence Export Controls (DEC), within Defence, plays a key role in protecting and supporting the development of Australian Defence Force and Commonwealth capabilities for Australia's defence and security.
- DEC is fundamental to the success of military exercises such as Talisman Sabre 2025 (TS25), by enabling the transport of military goods through timely assessment and issuance of export permit applications.
- Bilaterally designed between Australia and the United States, Talisman Sabre is a multi-nationally planned and executed exercise that took place during July and August 2025. With more than 30,000 participants from 19 nations, TS25 has been the largest warfighting exercise ever conducted in Australia.
- Talisman Sabre 2025 provided an opportunity to exercise high-end, multi-domain warfare, to build and affirm our military-to-military ties and interoperability, and to strengthen our strategic partnerships.
- Multiple permits listed on page six of this report supported the return of overseas-based equipment and ammunition used for TS25.
- All permit applications are assessed on a case-by-case basis, in line with Australia's export control framework.



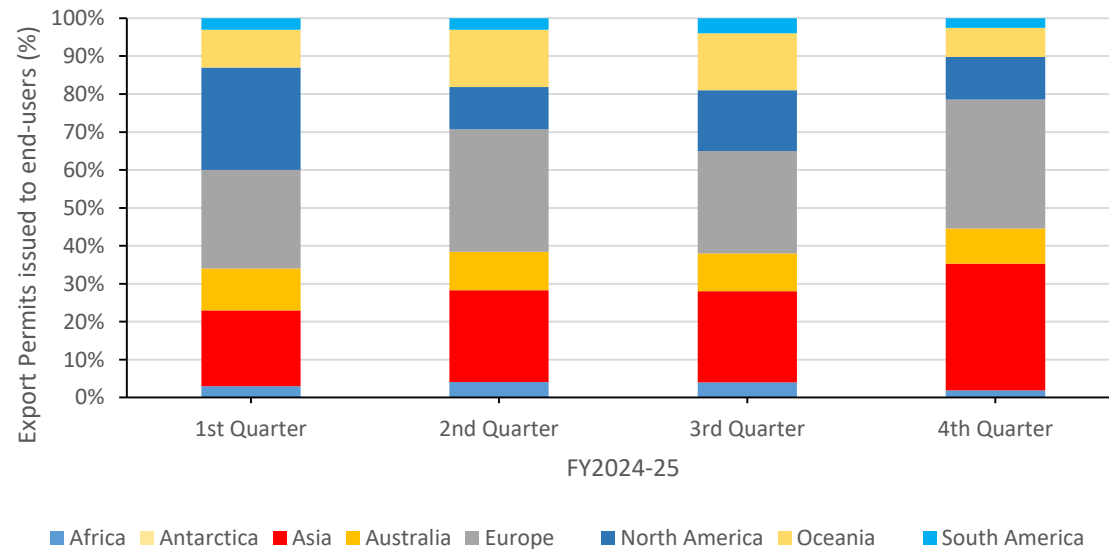
Soldiers from Australia's Operations Engineer Regiment alongside partners from US conduct pre-mission rehearsals for Talisman Sabre 2025

Defence Export Controls

Summary Report – FY 2024-25 (Quarter 4)

Issued permits – End-user destinations by region

Export permits issued to end-users per quarter for FY2024-25 by region



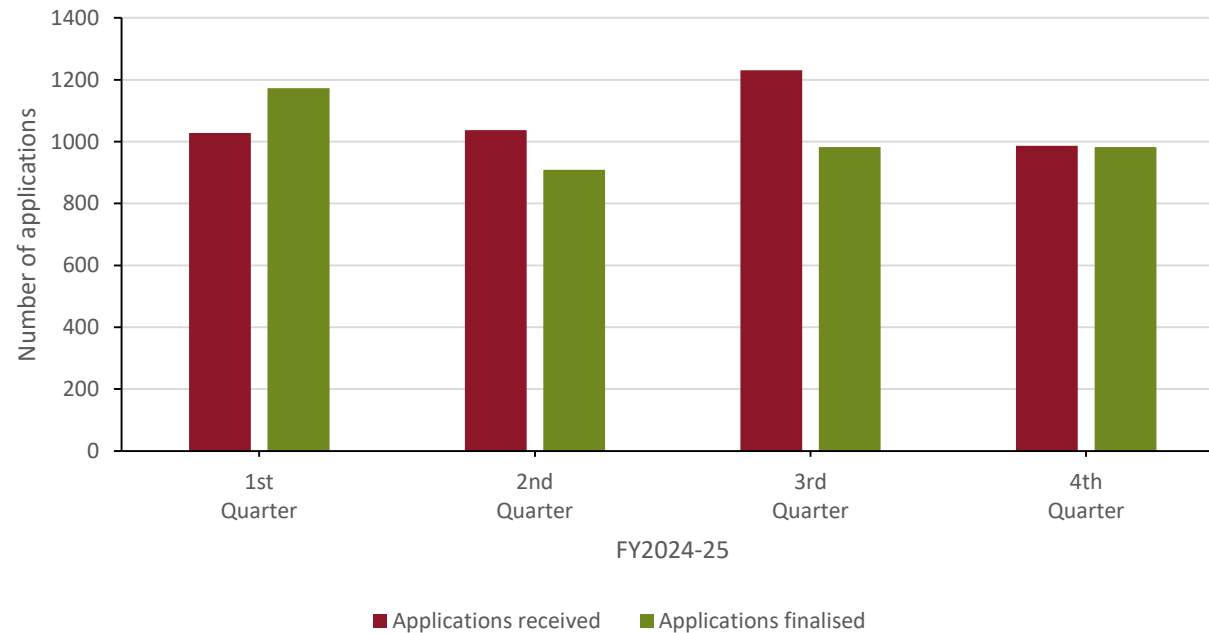
Export permits issued to end-users by region and financial years

	FY2022-23	FY2023-24	FY2024-25				
	Average	Average	1st Quarter	2nd Quarter	3rd Quarter	4th Quarter	Average
Africa	4%	4%	3%	4%	4%	2%	3%
Antarctica	0%	0%	0%	0%	0%	0%	0%
Asia	18%	21%	20%	24%	24%	33%	25%
Australia	16%	13%	11%	10%	10%	9%	10%
Europe	20%	22%	26%	32%	27%	34%	30%
North America	28%	28%	27%	11%	16%	11%	16%
Oceania	11%	10%	10%	15%	15%	8%	12%
South America	2%	2%	3%	3%	4%	3%	3%

* Export permits issued to Australian end-users relate to temporary exports. Temporary exports include, but are not limited to, demonstration, or repair and return.

Export applications – Received and finalised

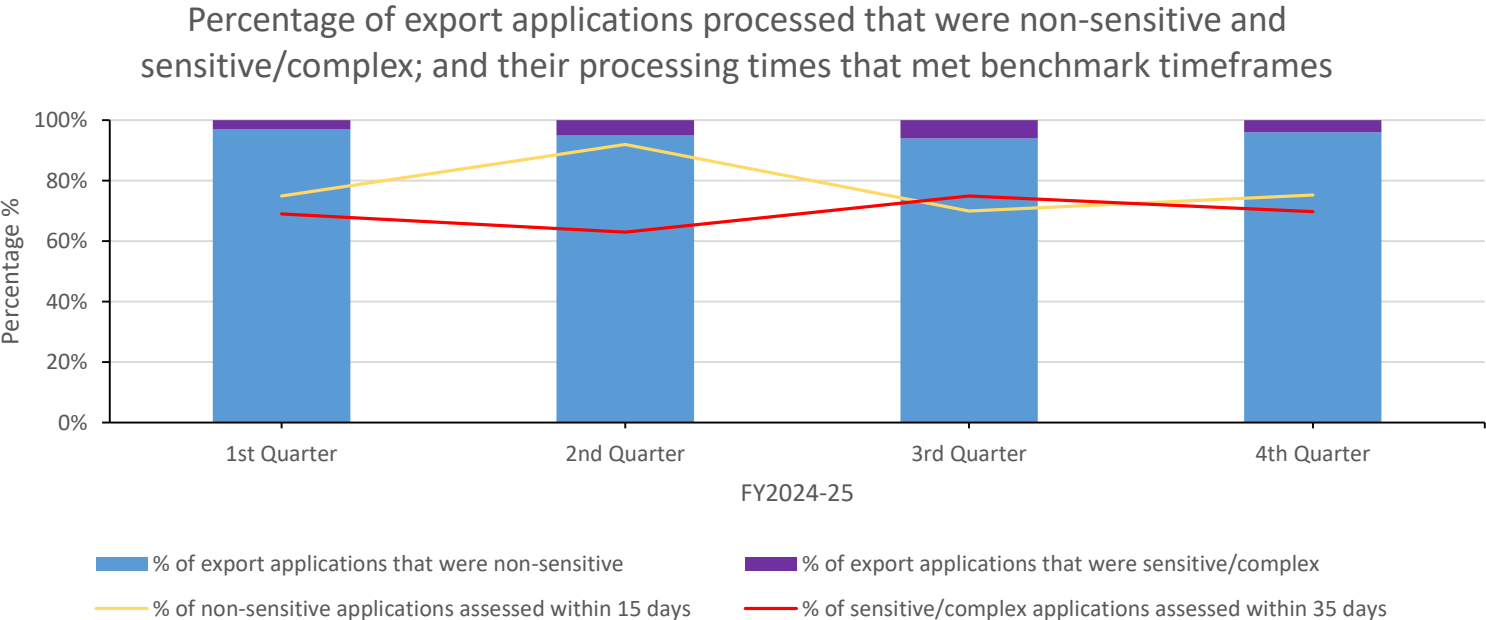
Export applications received and finalised



Export applications received and finalised for FY2024-25

	FY2024-25				
	1st Quarter	2nd Quarter	3rd Quarter	4th Quarter	Total
Applications received	1028	1037	1231	987	4283
Applications finalised	1173	909	983	982	4047

Export applications – Processing



Percentage of export applications processed that were non-sensitive and sensitive/complex for FY2024-25

	FY2024-25				
	1st Quarter	2nd Quarter	3rd Quarter	4th Quarter	Average
% of export applications that were non-sensitive	97%	95%	94%	96%	95%
% of export applications that were sensitive/complex	3%	5%	6%	4%	5%

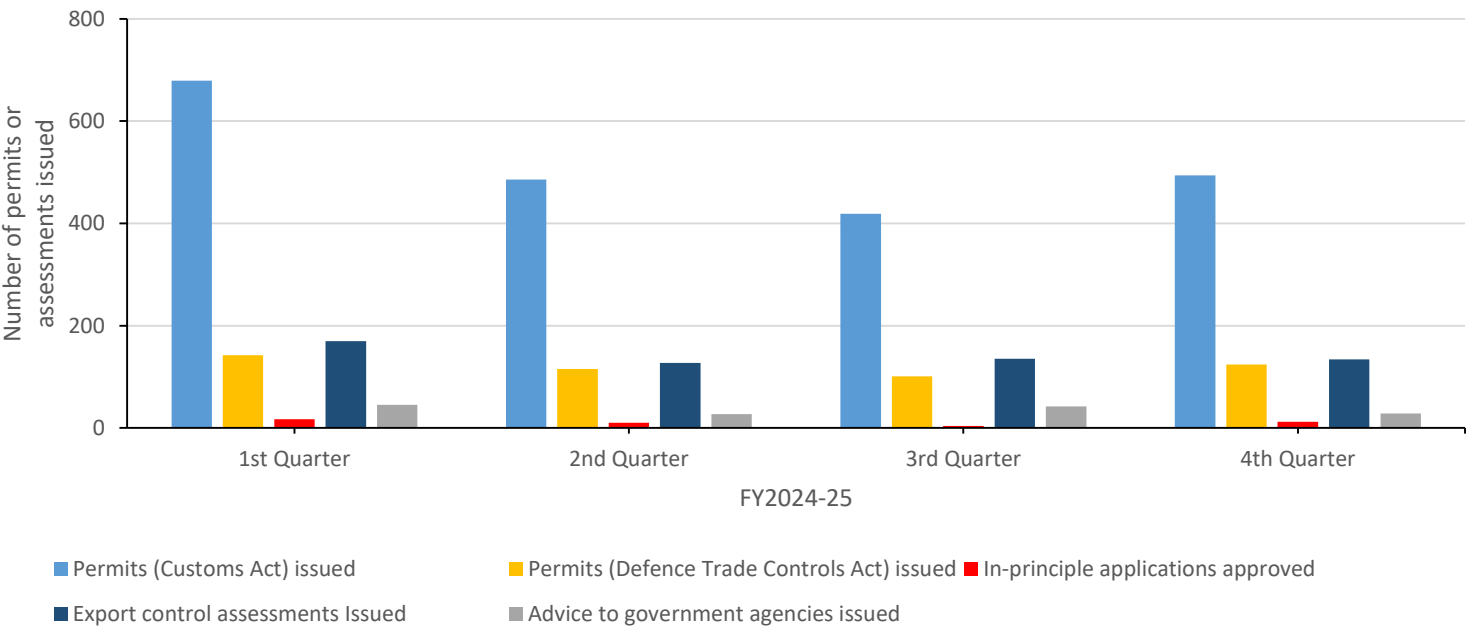
Percentage of export applications processing times that met benchmark assessment timeframes for FY2024-25

	FY2024-25				
	1st Quarter	2nd Quarter	3rd Quarter	4th Quarter	Average
% of non-sensitive applications assessed within 15 days	75%	92%	70%	75%	78%
% of sensitive/complex applications assessed within 35 days	69%	63%	75%	70%	69%

Caveats on statistics in this section: Q1 figures have been updated on this page to be consistent with methodologies used in subsequent quarters as a result of ICT upgrades. These figures do not cover the full breadth of the Defence Export Controls service function, which can also include assessing export permits, in-principle assessments, and export control assessments.

Export applications – Approvals and assessments

Export permit approvals, supported in-principle assessments and advice issued in FY2024-25



Export permit approvals, supported in-principle assessments and advice issued in FY2024-25

	FY2024-25				
	1st Quarter	2nd Quarter	3rd Quarter	4th Quarter	Total
Permits (Customs Act) issued	679	486	419	494	2078
Permits (Defence Trade Controls Act) issued	142	115	101	124	482
In-principle applications approved	17	10	< 5	12	43
Export control assessments issued	170	127	135	134	566
Advice to government agencies issued	45	27	42	28	142

Export applications – Prohibitions and denials

Export denials under Regulation 13E of the *Customs Act 1901*, in-principle assessments not supported, and prohibitions under the *WMD (Weapons of Mass Destruction) Act* and military end-use provision for FY2024-25

	FY2024-25				
	1st Quarter	2nd Quarter	3rd Quarter	4th Quarter	Total
Denials (Customs Act)	0	< 5	0	0	< 5
In-principle applications not supported	< 5	0	< 5	< 5	< 5
Prohibition notices (Defence Trade Controls Act)	0	0	0	0	0
Prohibition notices (Weapons of Mass Destruction Act)	0	< 5	< 5	0	5
Prohibition notices (military end-use)	0	< 5	9	0	11

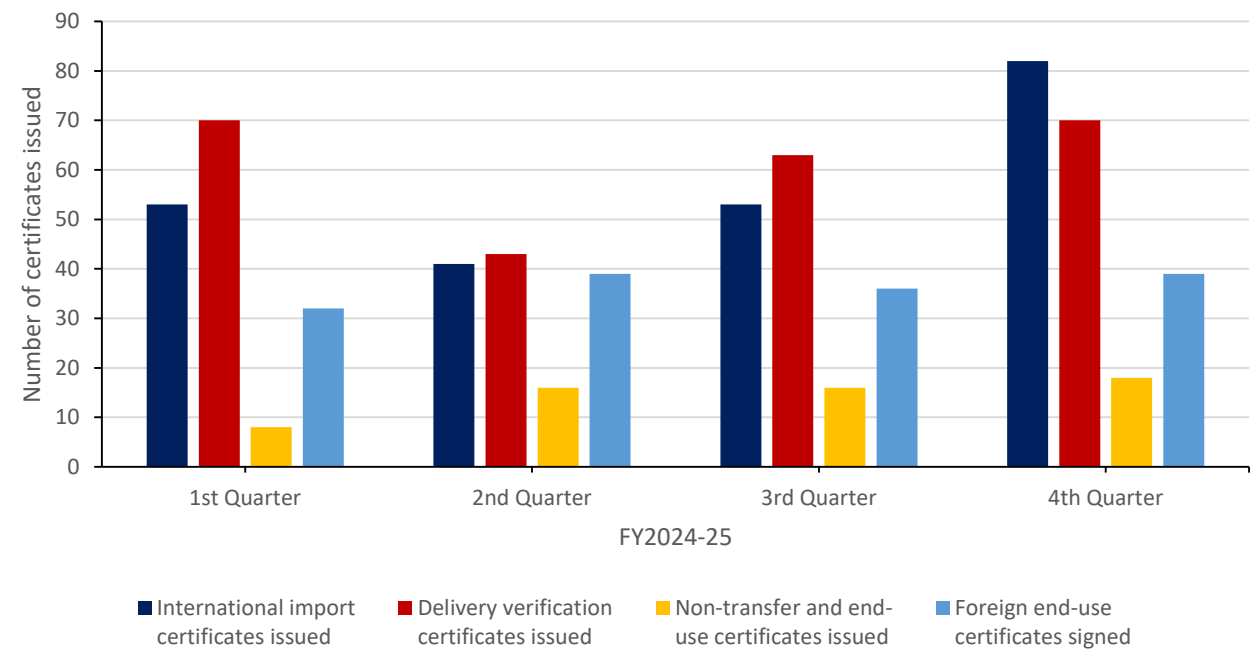
Export applications – Withdrawn, made inactive, lapsed, no further action required

Withdrawn, made inactive, lapsed, and no further action required for FY2024-25

	FY2024-25				
	1st Quarter	2nd Quarter	3rd Quarter	4th Quarter	Total
Withdrawn, made inactive or lapsed	66	121	112	64	363
No further action required	0	0	0	0	0

Certificate statistics

Certificates issued for FY2024-25

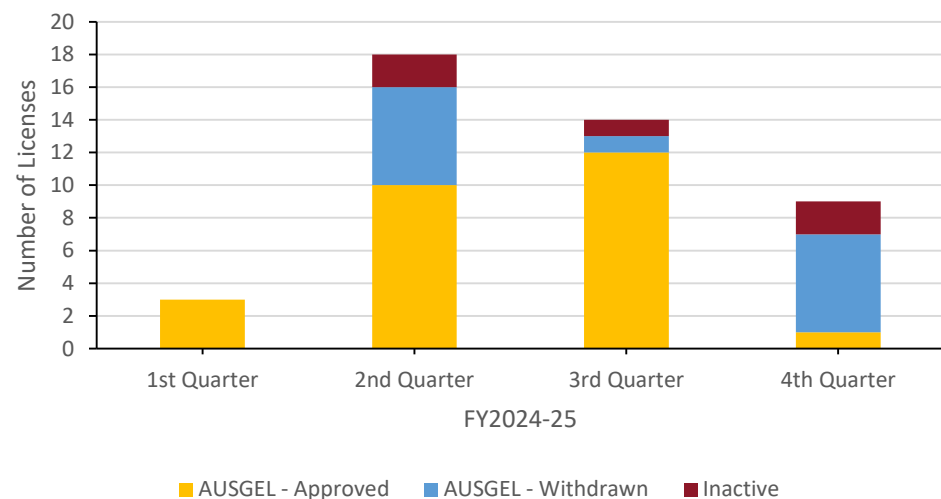


Certificates issued for FY2024-25

	FY2024-25				
	1st Quarter	2nd Quarter	3rd Quarter	4th Quarter	Total
International Import Certificates issued	53	41	53	82	229
Delivery Verification Certificates issued	70	43	63	70	246
Non-Transfer and End-Use Certificates issued	8	16	16	18	58
Foreign End-Use Certificates signed	32	39	36	39	146

Australian General Export Licences (AUSGEL) – Statistics and processing

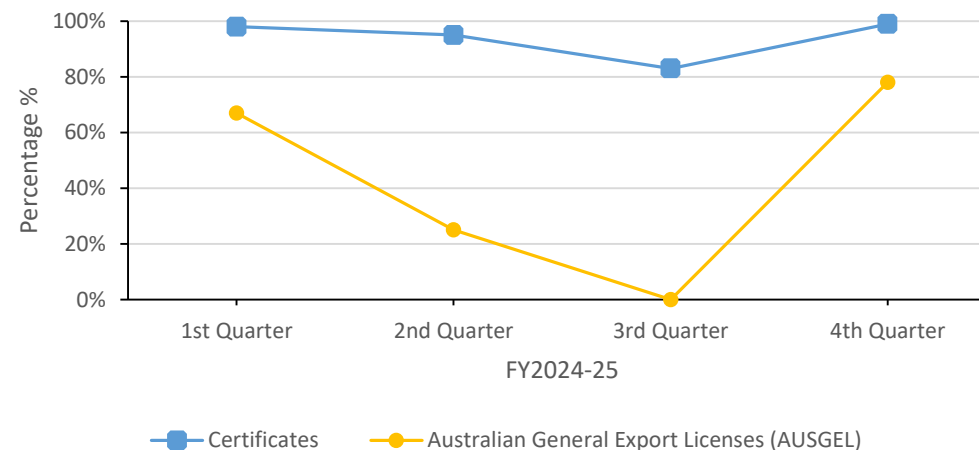
Australian General Export Licenses



AUSGELs issued in FY2024-25

	FY2024-25				
	1st Quarter	2nd Quarter	3rd Quarter	4th Quarter	Total
AUSGEL - Approved	< 5	10	12	< 5	26
AUSGEL - Withdrawn	0	6	< 5	6	13
Inactive	0	< 5	< 5	< 5	5

Percentage (%) of certificates (15 days) and Australian General Export Licences (AUSGEL) (35 days) processed within benchmark timeframes FY2024-25

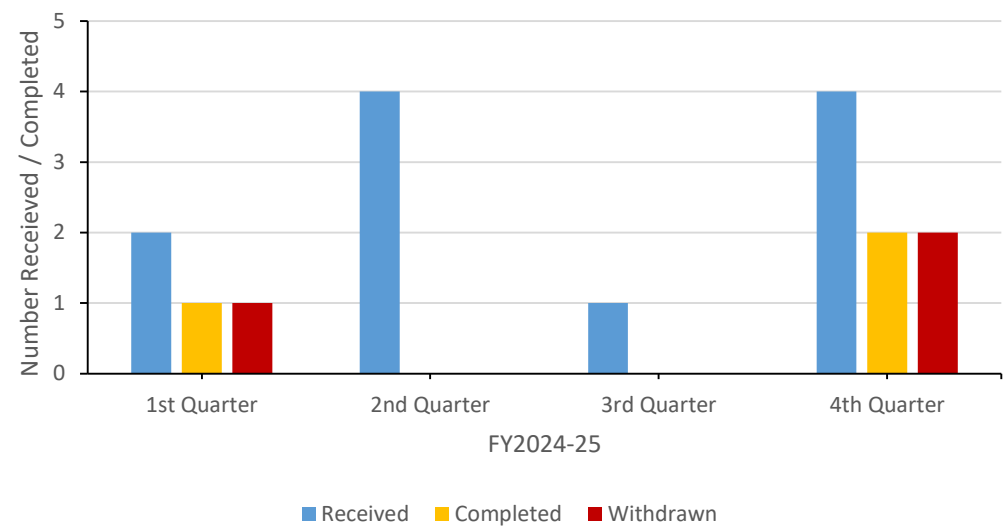


Percentage of certificates (15 days) and AUSGELs (35 days) processed within benchmark timeframes for FY2024-25

	FY2024-25				
	1st Quarter	2nd Quarter	3rd Quarter	4th Quarter	Average
Certificates	98%	95%	83%	99%	94%
Australian General Export Licences (AUSGEL)	67%	25%	0%	78%	43%

Broker registration

Broker registrations received and completed



Broker registrations received and completed for FY2024-25

	FY2024-25				
	1st Quarter	2nd Quarter	3rd Quarter	4th Quarter	Total
Received	< 5	< 5	< 5	< 5	11
Completed	< 5	0	0	< 5	< 5
Withdrawn	< 5	0	0	< 5	< 5

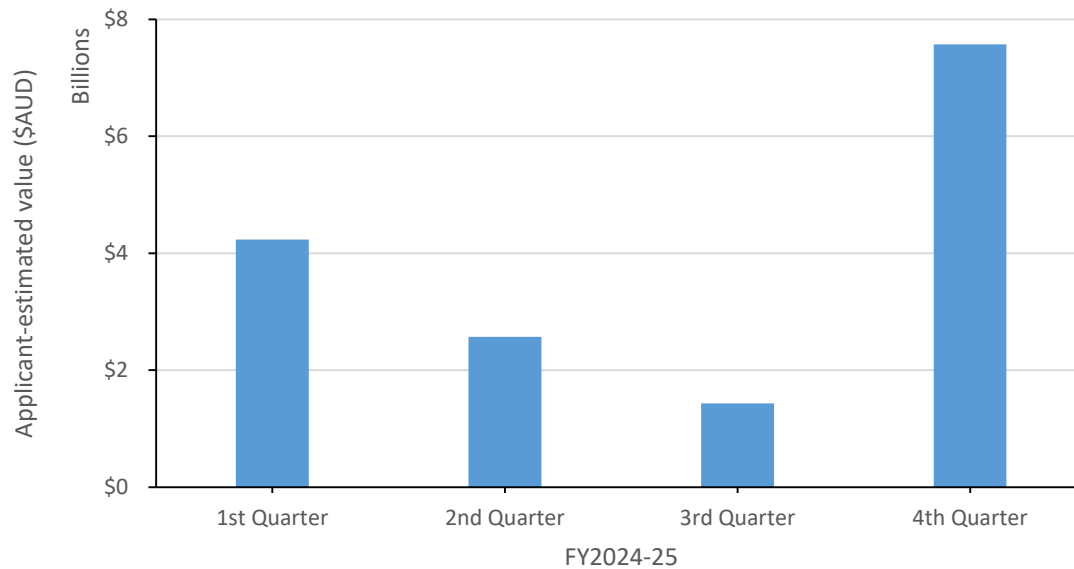
Defence Export Controls

Summary Report – FY 2024-25 (Quarter 4)

Applicant-estimated value of Defence permits

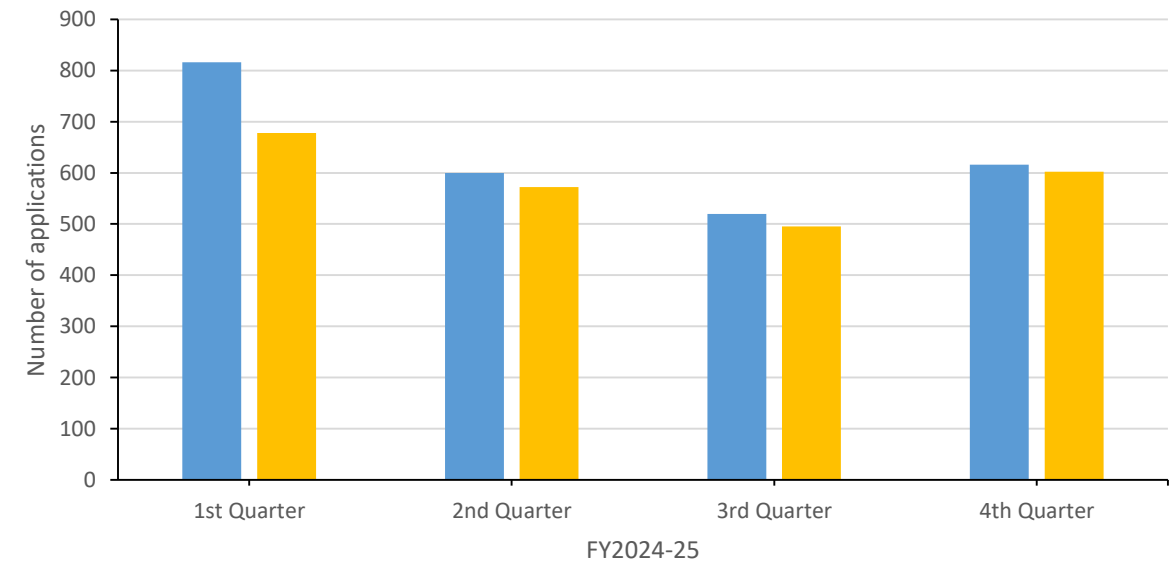
Caveats on statistics in this section: From 1 January 2018 onwards, applicants have been required to include their estimation of the total value of their export over the life of the permit. Some permits extend over multiple years. Year-to-year comparisons of export values could therefore be misleading.

Applicant-estimated value (AUD) of Defence permits



	FY2024-25
	Total
Estimated value (AUD) of approved Defence permits	\$15,804,373,158

Number of applicants declaring permit values



■ Number of applications completed ■ Number of permits with an estimated value (\$AUD)

	FY2024-25
	Total
Count of applications completed	2552
Count of permits with declared value	2347