



Australian Government  
Defence

# Defence Export Controls

## Summary Report

FY2025-26 | Quarter 1 | 1 July – 30 September



## Table of Contents

<b>1.</b>	Key Information and Caveats	(page 3)
<b>2.</b>	Issued Permits – Overview	(page 4)
<b>3.</b>	Issued Permits – End-User by Destinations by Country / Territory	(page 5)
<b>4.</b>	Issued Permits – End-User Destinations by Region	(page 7)
<b>5.</b>	Export Applications – Received and Finalised	(page 8)
<b>6.</b>	Export Applications – Processing	(page 9)
<b>7.</b>	Export Applications – Approvals and Assessments	(page 10)
<b>8.</b>	Export Applications – Prohibitions and Denials	(page 11)
<b>9.</b>	Export Applications – Withdrawn, Made Inactive, Lapsed, No Further Action Required	(page 12)
<b>10.</b>	Certificate Statistics	(page 13)
<b>11.</b>	Australian General Export Licences (AUSGEL) – Statistics and Processing	(page 14)
<b>12.</b>	Broker Registration	(page 15)
<b>13.</b>	Applicant-Estimated Value of Approved Defence Permits	(page 16)

## Key Information and Caveats

- The data in this report relates to permits approved by Defence for the export of goods and technologies on the Defence and Strategic Goods List (DSGL). The DSGL is available at: <https://www.legislation.gov.au/F2024L01024/asmade/text>
- Each export permit has been assessed on a case-by-case basis against the relevant legislated criteria under Australia's export control framework. These criteria are available at: <https://www.legislation.gov.au/F2013L00902/latest/text> (Defence Trade Controls Regulation 2013 – Section 8).
- The data contained in this report is not representative of the total number of permits approved by Defence.
  - Approved permits may contain multiple destinations. Where two or more destinations appear on the same permit, they are individually counted against each destination.
  - Approved permits under Part 2 of the Defence and Strategic Goods List may cover multiple categories. When two or more categories appear on the same permit, they are individually counted against each category (relevant only to counts by Category of the Defence Strategic Goods List).
- Data in this report is drawn from a live transactional database. It is a point-in-time reference
- Permit approvals should not be conflated with weapons sales. Export permits are required for a wide range of goods and technology, many of which are used for civilian and commercial purposes. This includes where items must return to their original manufacturer for maintenance and repairs.
- Export permits are also required to support the export of controlled goods and technology in support of Commonwealth capabilities, such as the manufacture and sustainment of ADF equipment.
- Permit approvals should also not be conflated with completed exports, as there is no requirement to complete an export once a permit is issued.
- Export permits issued to Australian end-users relate to temporary exports. Temporary exports include but are not limited to demonstration, or repair and return. Not all temporary permits list Australia as an end-user.
- Where there are 1-4 approved permits for a certain type of category, this data is captured as "<5". Specifying small numbers of permits to specific destinations may enable the permit holders to be identified, particularly when other information in the public domain is also considered. Defence does not comment on individual permits owing to legal, privacy and commercial-in-confidence reasons.
- Permit applications may estimate the total value of their export over the life of the permit. Some permits extend over multiple years. Year-to-year comparisons of export values could therefore be misleading. Defence does not verify these estimates.

## Issued Permits – Overview (1 Jul – 30 Sep 2025)

TOTAL ISSUED PERMITS	
Associated with <u>unique end-user destination</u> and <u>part of the Defence Strategic Goods List</u>	
Defence and Strategic Goods List – Part 1	466
Defence and Strategic Goods List – Part 2	309

TOTAL ISSUED PERMITS BY DEFENCE AND STRATEGIC GOODS LIST CATEGORY	
Associated with <u>unique end-user destination</u> and <u>category within Part 2 of the Defence Strategic Goods List</u>	
Category 0 - Nuclear materials, facilities and equipment	--
Category 1 - Materials, chemicals, microorganisms and toxins	68
Category 2 - Materials processing	35
Category 3 - Electronics	6
Category 4 - Computers	--
Category 5 - Telecommunications and information security	250
Category 6 - Sensors and lasers	91
Category 7 - Navigation and avionic	92
Category 8 - Marine	72
Category 9 - Aerospace and propulsion	25

## Issued Permits – End-User Destinations (1 Jul – 30 Sep 2025)

Destination	DSGL Part 1	DSGL Part 2
ANGOLA	--	<5
ARGENTINA	<5	9
ARMENIA	--	<5
AUSTRALIA	54	33
AUSTRIA	10	6
BAHAMAS	<5	--
BANGLADESH	--	<5
BELGIUM	6	8
BRAZIL	<5	12
BRUNEI DARUSSALAM	--	<5
BULGARIA	6	7
BURKINA FASO	--	<5
BURUNDI	--	<5
CAMBODIA	--	<5
CANADA	28	18
CHILE	<5	<5
CHINA	<5	<5
CHRISTMAS ISLAND	--	<5
COLOMBIA	8	5
COOK ISLANDS	<5	--
CÔTE D'IVOIRE	--	<5
CYPRUS	<5	5
CZECH REPUBLIC	6	7
DENMARK	14	6
ESTONIA	<5	6
ETHIOPIA	--	<5
FIJI	<5	<5
FINLAND	9	8

Destination	DSGL Part 1	DSGL Part 2
FRANCE	16	13
GEORGIA	--	<5
GERMANY	25	18
GHANA	--	7
GREECE	<5	6
GUAM	<5	--
GUINEA	--	<5
GUYANA	--	<5
HONG KONG	--	6
HUNGARY	5	10
INDIA	9	26
INDONESIA	8	11
IRELAND	<5	22
ITALY	18	7
JAMAICA	<5	<5
JAPAN	17	18
JORDAN	<5	<5
KENYA	<5	<5
KIRIBATI	<5	--
LAOS	--	<5
LATVIA	<5	6
LITHUANIA	<5	7
LUXEMBOURG	<5	7
MALAWI	--	<5
MALAYSIA	7	8
MALDIVES	<5	--
MALI	--	<5

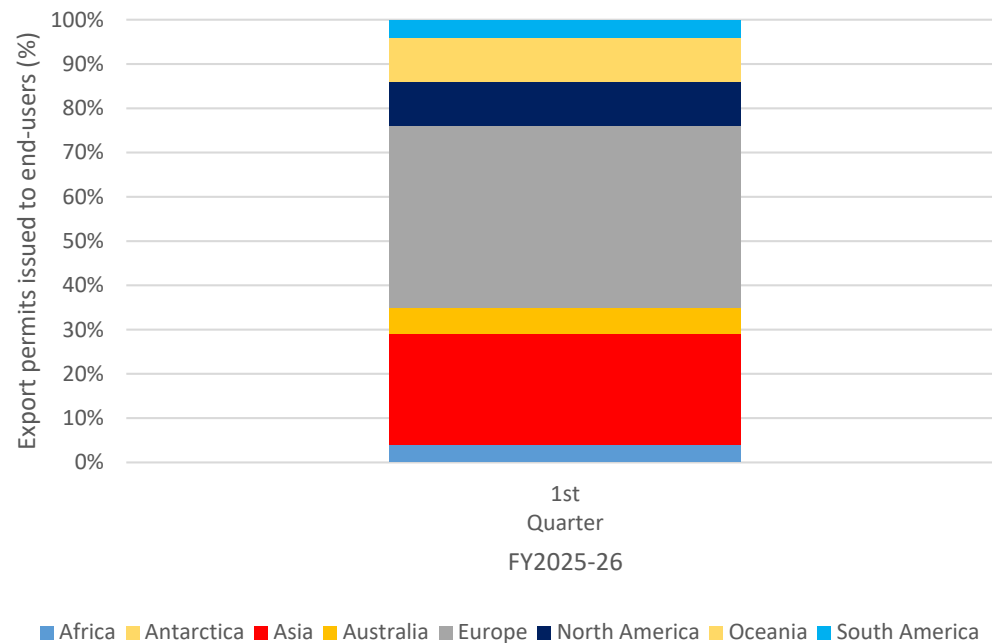
Destination	DSGL Part 1	DSGL Part 2
MARSHALL ISLANDS	<5	--
MAURITANIA	--	<5
MEXICO	5	--
MICRONESIA	<5	--
MOLDOVA	--	<5
MONGOLIA	--	<5
MONTENEGRO	--	<5
MOROCCO	--	<5
NEPAL	--	<5
NETHERLANDS	23	23
NEW CALEDONIA	<5	<5
NEW ZEALAND	72	29
NORFOLK ISLAND	<5	--
NORWAY	16	6
OMAN	--	<5
PAKISTAN	<5	--
PALAU	<5	--
PANAMA	<5	<5
PAPUA NEW GUINEA	5	12
PERU	<5	<5
PHILIPPINES	<5	10
POLAND	6	9
PORTUGAL	6	6
ROMANIA	--	<5
RWANDA	--	<5
SAMOA	<5	<5
SAUDI ARABIA	--	<5

Destination	DSGL Part 1	DSGL Part 2
SERBIA	<5	<5
SINGAPORE	23	20
SLOVAKIA	--	<5
SLOVENIA	<5	<5
SOLOMON ISLANDS	<5	--
SOUTH AFRICA	13	<5
SOUTH KOREA	18	10
SOUTH SUDAN	--	<5
SPAIN	10	9
SWEDEN	17	10
SWITZERLAND	13	9
TAIWAN	<5	5
TANZANIA	--	<5
THAILAND	5	<5
TIMOR-LESTE	<5	<5
TONGA	5	--
TURKIYE	--	<5
TUVALU	<5	--
UKRAINE	9	6
UNITED ARAB EMIRATES	12	7
UNITED KINGDOM	35	<5
UNITED STATES	48	6
UZBEKISTAN	--	<5
VANUATU	<5	--
VIET NAM	<5	<5
ZAMBIA	<5	<5
ZIMBABWE	--	<5

**Caveats on statistics in this section:** Only permits involving the export of goods and supply of technology and/or services beyond the borders of Australia have been included. Export permits issued to Australian end-users relate to temporary exports. Temporary exports include but are not limited to demonstration, or repair and return. Not all temporary permits list Australia as an end-user.

## Issued Permits – End-User Destinations by Region

Export permits issued to end-users for Quarter 1  
FY2025-26 broken down by region

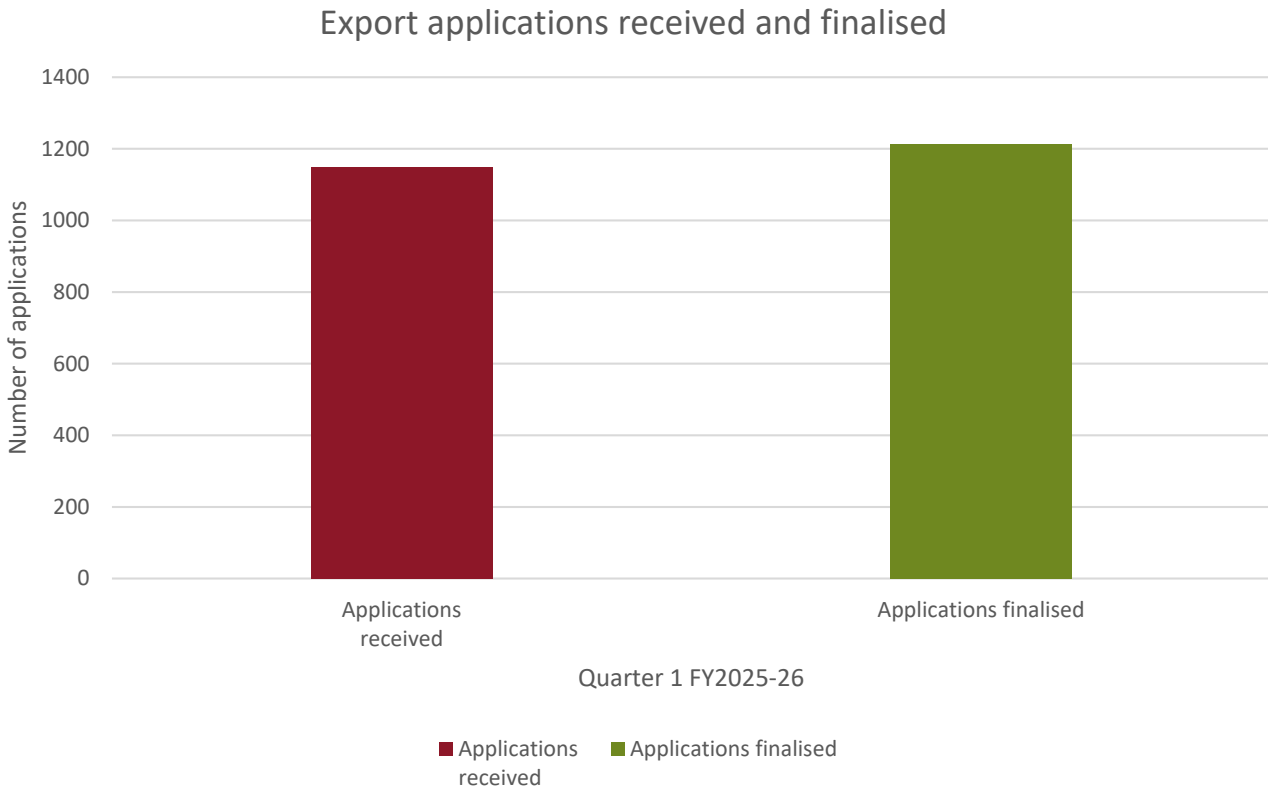


Export permits issued to end-users by region and financial years

	FY2023-24	FY2024-25	FY2025-26
	Average	Average	1st Quarter
<b>Africa</b>	4%	3%	4%
<b>Antarctica</b>	--	--	--
<b>Asia</b>	21%	25%	25%
<b>Australia</b>	13%	10%	6%
<b>Europe</b>	22%	30%	41%
<b>North America</b>	28%	16%	10%
<b>Oceania</b>	10%	12%	10%
<b>South America</b>	2%	3%	4%

\* *Export Permits issued to Australian end users relate to temporary exports. Temporary exports include but not limited to: demonstration or repair and return.*

Export Applications – Received and Finalised



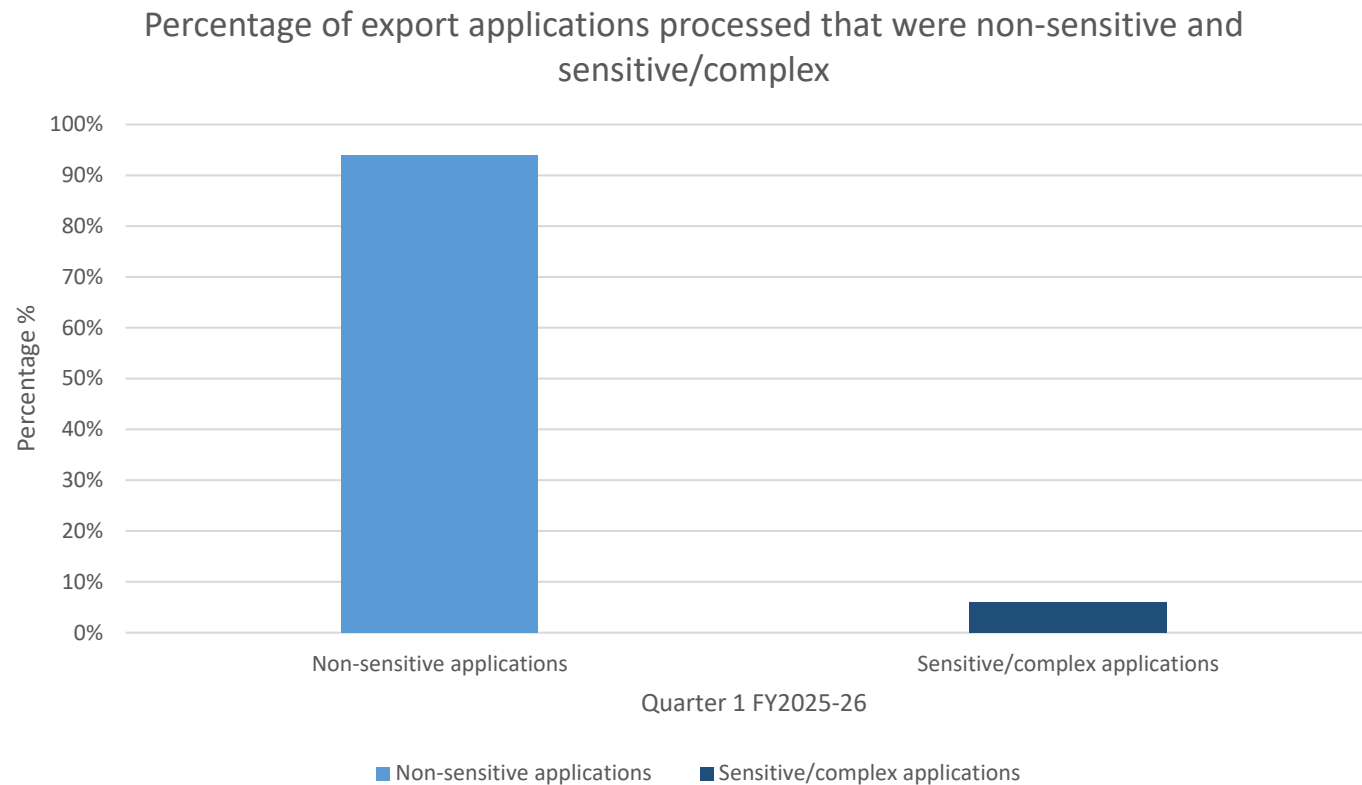
Export applications received and finalised

	FY2025-26
	1st Quarter
Applications received	1149
Applications finalised	1214



## Export Applications – Processing

The percentage of export application processed that were non-Sensitive and sensitive/complex



	FY2025-26
	1st Quarter
Non-sensitive applications	94%
Sensitive/complex applications	6%

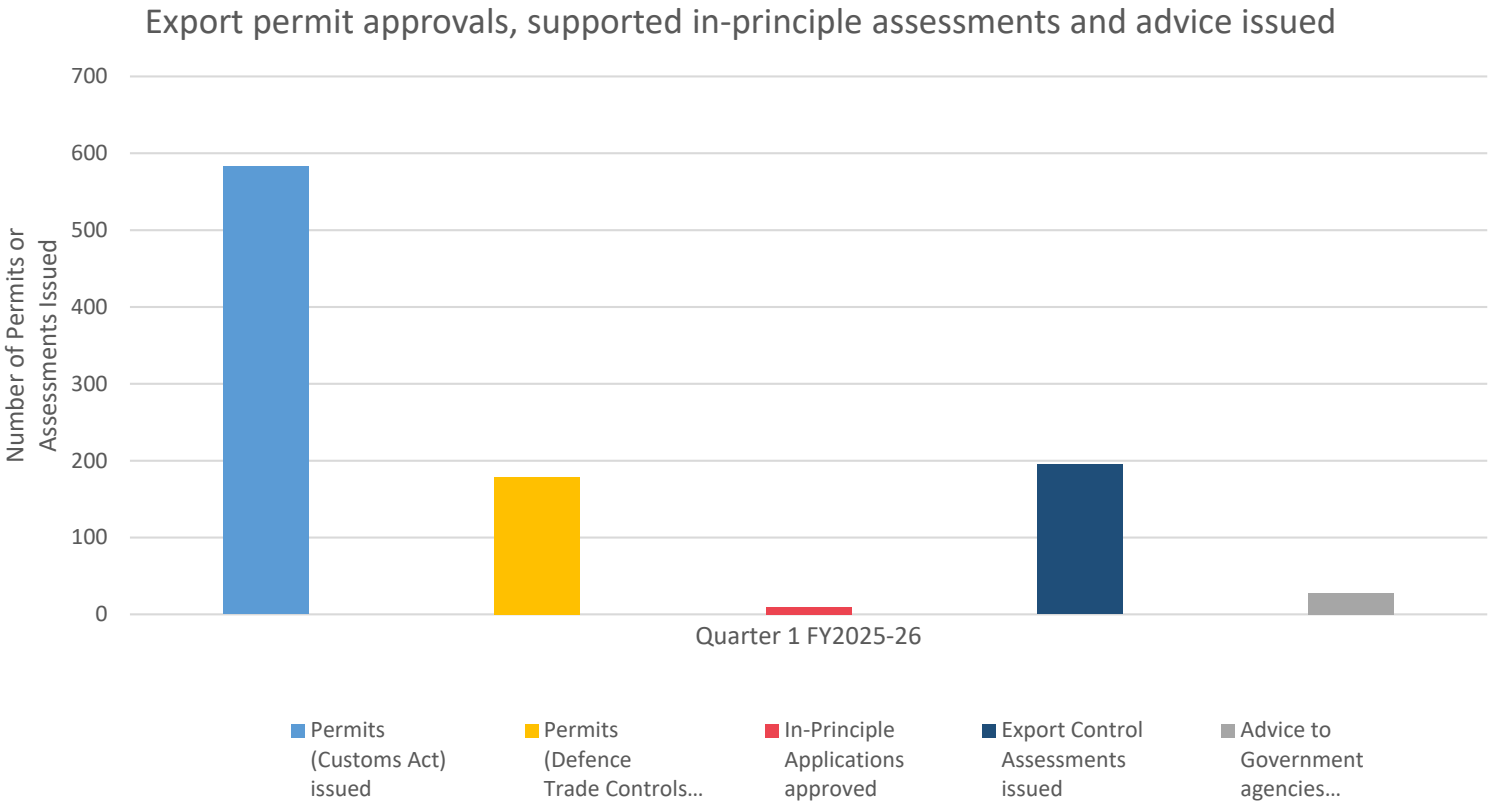
The percentage of export applications processing times that met benchmark assessment timeframes

	FY2025-26
	1st Quarter
% of non-sensitive applications assessed within 15 days	75%
% of sensitive/complex applications assessed within 35 days	77%



Export Applications – Approvals and Assessments

Export permit approvals, supported In-Principle Assessments and advice issued



	FY2025-26
	1st Quarter
Permits (Customs Act) issued	583
Permits (Defence Trade Controls Act) issued	179
In-Principle Applications approved	9
Export Control Assessments issued	195
Advice to Government agencies issued	28

## Export Applications – Prohibitions and Denials

Export denials under Regulations 13E of the *Customs Act 1901*, in-principle assessments not supported, and prohibitions under the *WMD (Weapons of Mass Destruction) Act* and Military End-Use provision

Export Application Prohibitions and Denials	FY 2025-26
	1st Quarter
Denials (Customs Act)	6
In-Principle Applications Not Supported	< 5
Prohibition Notices (Defence Trade Controls Act)	0
Prohibition Notices (Weapons of Mass Destruction Act)	0
Prohibition Notices (Military End Use)	0

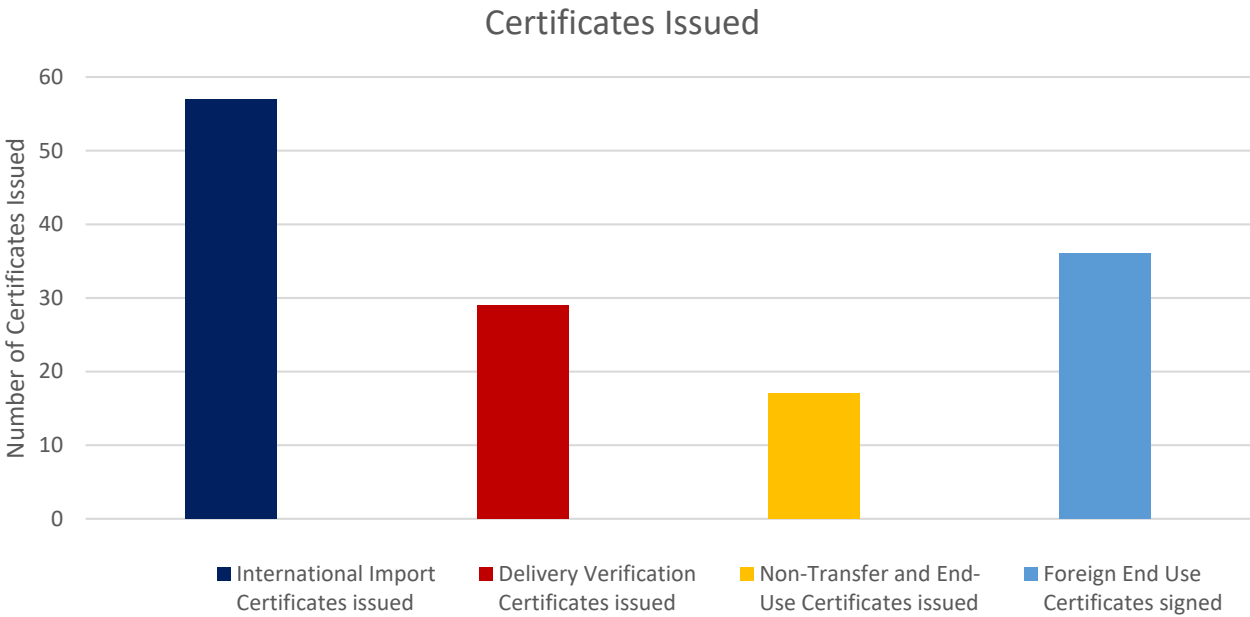
## Export Applications – Withdrawn, Made Inactive, Lapsed, No Further Action Required

Withdrawn, made inactive, lapsed, and no further action required

Export Application Prohibitions and Denials	FY 2025-26
	1st Quarter
Withdrawn, Made Inactive or Lapsed	65
No Further Action Required	0

Certificate Statistics

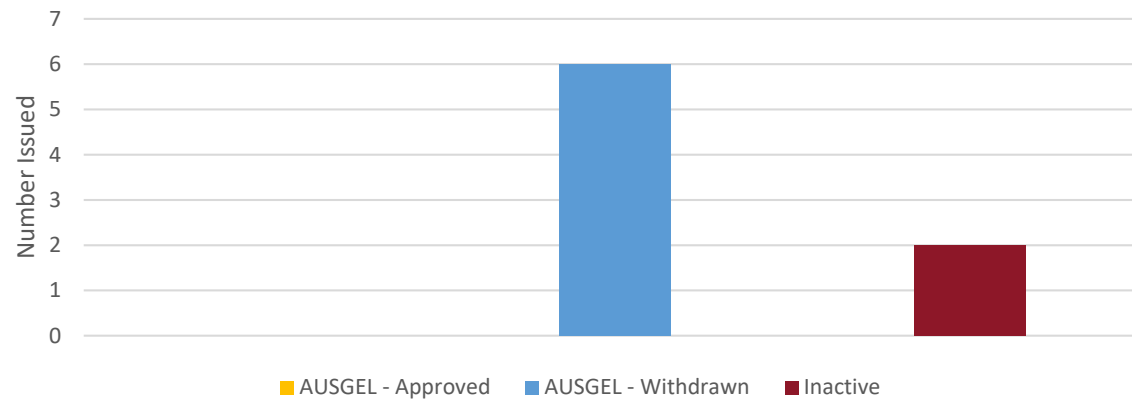
Certificates Issued



	FY2025-26
	1st Quarter
International Import Certificates issued	57
Delivery Verification Certificates issued	29
Non-Transfer and End-Use Certificates issued	17
Foreign End Use Certificates signed	36

## Australian General Export Licences (AUSGEL) – Statistics and Processing

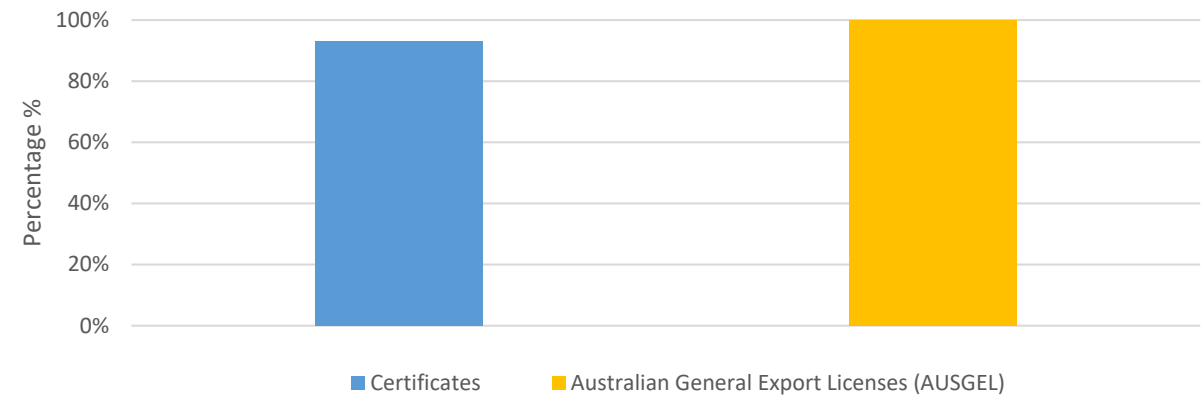
Australian General Export Licenses



AUSGELs Issued

	FY2025-26
	1st Quarter
AUSGEL - Approved	0
AUSGEL - Withdrawn	6
Inactive	< 5

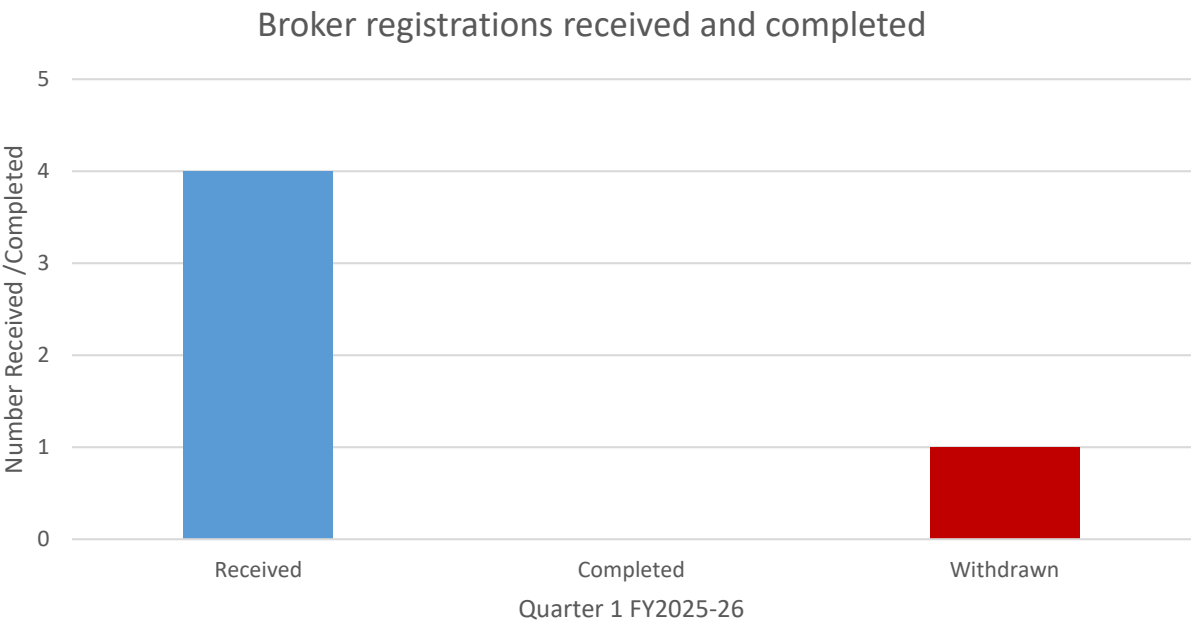
Percentage (%) of Certificates (15 days) and Australian General Export Licenses (AUSGEL) (35 days) Processed within benchmark timeframes FY 2025-26



Percentage of Certificates (15 days) and AUSGELs (35 days) processed within benchmark timeframes

	FY2025-26
	1st Quarter
Certificates	93%
Australian General Export Licenses (AUSGEL)	100%

Broker Registration

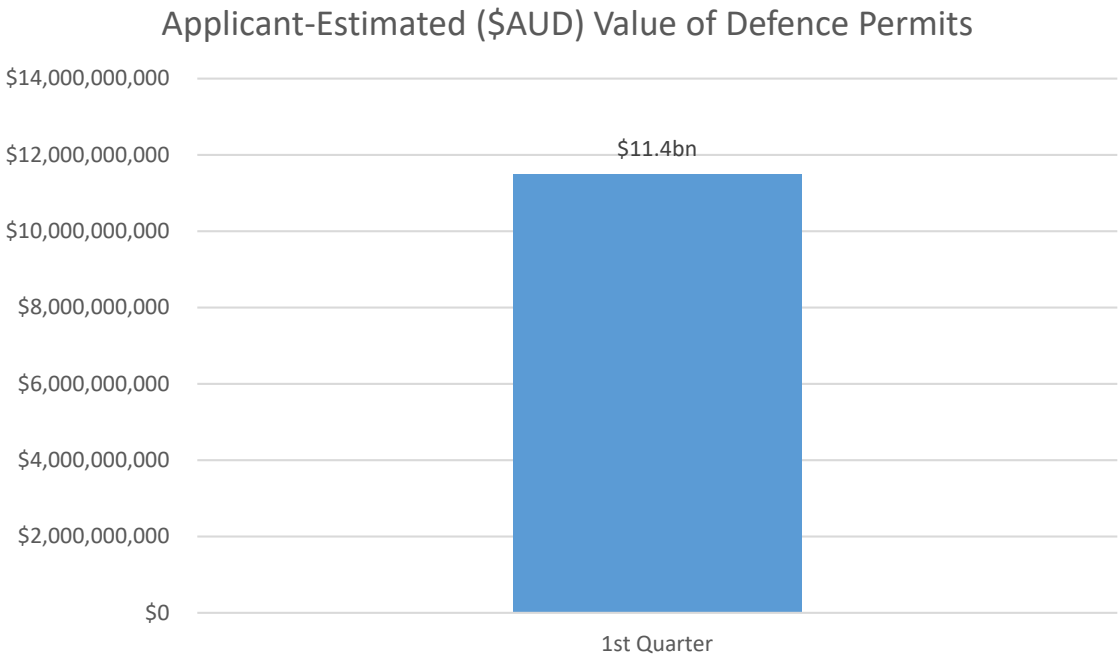


Broker registrations received and completed

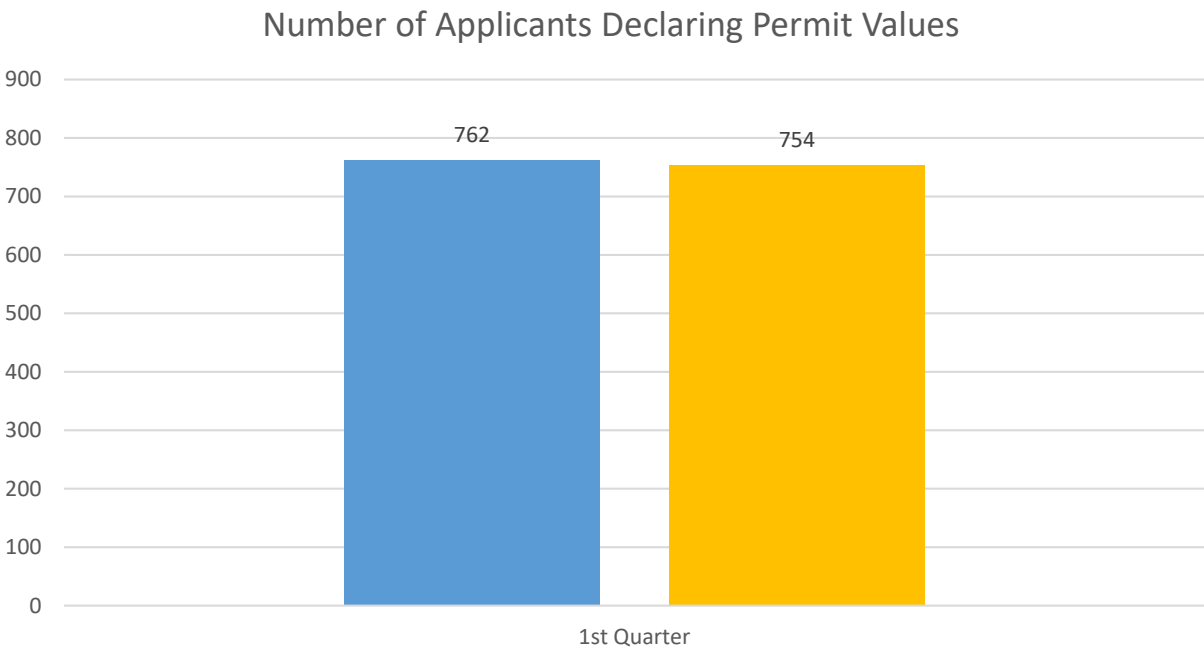
	FY2025-26
	1st Quarter
Received	< 5
Completed	0
Withdrawn	< 5

Applicant-Estimated Value of Defence Permits

**Caveats on statistics in this section:** From 1 January 2018 onwards, applicants have been required to include their estimation of the total value of their export over the life of the permit. Some permits extend over multiple years. Year-to-year comparisons of export values could therefore be misleading.



	FY2025-26
	1st Quarter
Applicant-Estimated (\$AUD) Value of Defence Permits	\$11,494,573,712



	FY2025-26
	1st Quarter
Number of Applications Completed	762
Number of Permits with an Estimated Value	754