



Australian Government  
Defence

# Defence Export Controls

## Summary Report

FY2024-25 | Quarter 2 | 1 October – 31 December



## Table of Contents

1.	Key Information and Caveats	(page 3)
2.	Issued Permits – Overview	(page 4)
3.	Issued Permits – End-User Destinations by Country / Territory	(page 5)
4.	Issued Permits – End-User Destinations by Region	(page 6)
5.	Export Applications – Received and Finalised	(page 7)
6.	Export Applications – Processing	(page 8)
7.	Export Applications – Approvals and Assessments	(page 9)
8.	Export Applications – Prohibitions and Denials	(page 10)
9.	Export Applications – Withdrawn, Made Inactive, Lapsed, No Further Action Required	(page 11)
10.	Certificate Statistics	(page 12)
11.	Australian General Export Licences (AUSGEL) – Statistics and Processing	(page 13)
12.	Broker Registration	(page 14)
13.	Applicant-Estimated Value of Defence Permits	(page 15)

## Key Information and Caveats

- The data in this report relates to permits approved by Defence for the export of goods and technologies on the Defence and Strategic Goods List (DSGL). The DSGL is available at: <https://www.legislation.gov.au/F2024L01024/asmade/text>
- Each export permit has been assessed on a case-by-case basis against the relevant legislated criteria under Australia's export control framework. These criteria are available at: <https://www.legislation.gov.au/F2013L00902/latest/text> (Defence Trade Controls Regulation 2013 – Section 8).
- The data contained in this report is not representative of the total number of permits approved by Defence.
  - Approved permits may contain multiple destinations. Where two or more destinations appear on the same permit, they are individually counted against each destination.
  - Approved permits under Part 2 of the Defence and Strategic Goods List may cover multiple categories. When two or more categories appear on the same permit, they are individually counted against each category (relevant only to counts by Category of the Defence Strategic Goods List).
- Data in this report is drawn from a live transactional database. It is a point-in-time reference.
- Permit approvals should not be conflated with weapons sales. Export permits are required for a wide range of goods and technology, many of which are used for civilian and commercial purposes. This includes where items must return to their original manufacturer for maintenance and repairs.
- Export permits are also required to support the export of controlled goods and technology in support of Commonwealth capabilities, such as the manufacture and sustainment of ADF equipment.
- Permit approvals should also not be conflated with completed exports, as there is no requirement to complete an export once a permit is issued.
- Export permits issued to Australian end-users relate to temporary exports. Temporary exports include but are not limited to demonstration, or repair and return. Not all temporary permits list Australia as an end-user.
- Where there are 1-4 approved permits for a certain type of category, this data is captured as "<5". Specifying small numbers of permits to specific destinations may enable the permit holders to be identified, particularly when other information in the public domain is also considered. Defence does not comment on individual permits owing to legal, privacy and commercial-in-confidence reasons.
- Permit applications may estimate the total value of their export over the life of the permit. Some permits extend over multiple years. Year-to-year comparisons of export values could therefore be misleading. Defence does not verify these estimates.

## Issued Permits – Overview (1 Oct – 31 Dec 2024)

TOTAL ISSUED PERMITS	
Associated with <u>unique end-user destination</u> and <u>part of the Defence Strategic Goods List</u>	
Defence and Strategic Goods List – Part 1	338
Defence and Strategic Goods List – Part 2	278

TOTAL ISSUED PERMITS BY DEFENCE AND STRATEGIC GOODS LIST CATEGORY	
Associated with <u>unique end-user destination</u> and <u>category within Part 2 of the Defence Strategic Goods List</u>	
Category 0 - Nuclear materials, facilities and equipment	--
Category 1 - Materials, chemicals, microorganisms and toxins	41
Category 2 - Materials processing	27
Category 3 - Electronics	8
Category 4 - Computers	--
Category 5 - Telecommunications and information security	181
Category 6 - Sensors and lasers	48
Category 7 - Navigation and avionic	18
Category 8 - Marine	--
Category 9 - Aerospace and propulsion	22

## Issued Permits – End-User Destinations (1 Oct – 31 Dec 2024)

Destination	DSGL Part 1	DSGL Part 2
ALBANIA	<5	<5
ANGOLA	--	<5
ARGENTINA	<5	<5
AUSTRALIA	53	17
AUSTRIA	<5	<5
BANGLADESH	--	5
BELGIUM	7	<5
BOLIVIA	<5	--
BRAZIL	<5	<5
BRUNEI	<5	<5
BULGARIA	<5	<5
BURKINA FASO	--	<5
CANADA	13	7
CENTRAL AFRICAN REPUBLIC	--	<5
CHILE	<5	6
CHINA	<5	5
COLOMBIA	<5	--
COOK ISLANDS	--	<5
CROATIA	<5	--
CZECHIA	<5	10
DENMARK	5	<5
ESTONIA	<5	<5
ESWATINI	--	<5
ETHIOPIA	--	<5
FUJI	<5	<5
FINLAND	9	<5
FRANCE	16	<5
GEORGIA	<5	--

Destination	DSGL Part 1	DSGL Part 2
GERMANY	35	14
GHANA	--	5
GREECE	<5	<5
GUAM	--	<5
GUINEA	--	<5
HONG KONG	<5	5
HUNGARY	<5	<5
INDIA	12	11
INDONESIA	12	11
IRELAND	<5	16
IRAQ	--	<5
ITALY	12	<5
JAMAICA	<5	--
JAPAN	8	9
KAZAKHSTAN	--	<5
KIRIBATI	--	<5
LAOS	--	<5
LATVIA	<5	<5
LITHUANIA	<5	<5
LUXEMBOURG	<5	<5
MACAO	--	<5
MALAYSIA	<5	10
MALTA	<5	--
MAURITANIA	--	<5
MAURITIUS	--	<5
MEXICO	<5	<5
MONGOLIA	<5	<5
MOROCCO	--	<5

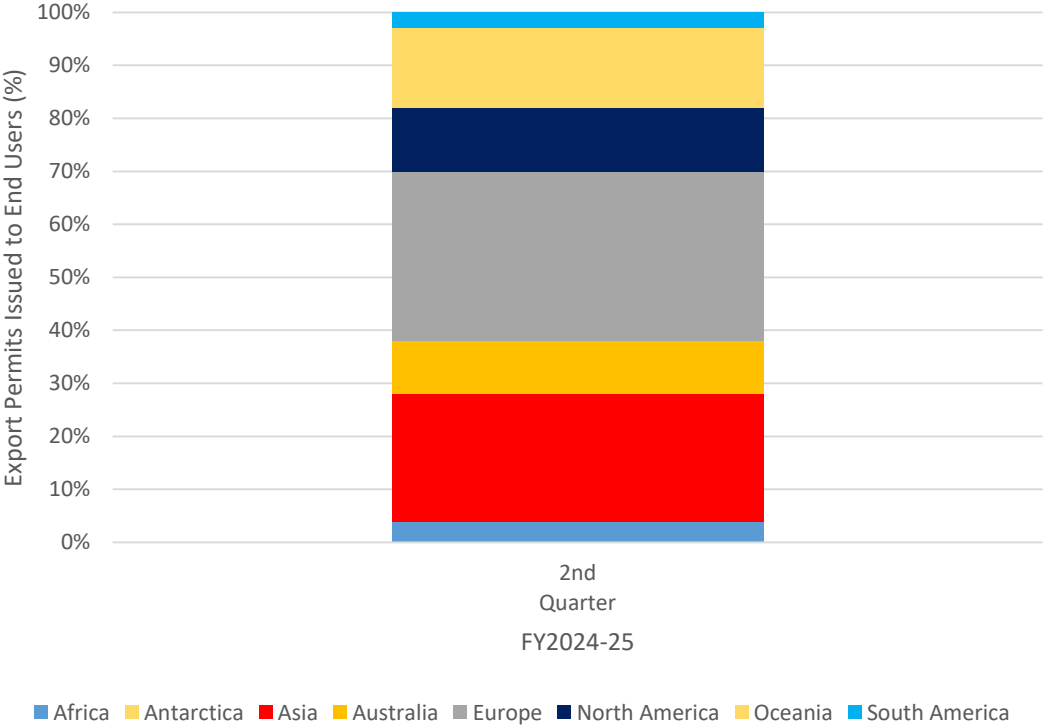
Destination	DSGL Part 1	DSGL Part 2
NEPAL	--	<5
NETHERLANDS	10	23
NEW CALEDONIA	<5	<5
NEW ZEALAND	51	24
NORWAY	13	<5
PAKISTAN	--	<5
PANAMA	<5	--
PAPUA NEW GUINEA	<5	16
PERU	--	<5
PHILIPPINES	<5	5
POLAND	9	<5
PORTUGAL	<5	<5
ROMANIA	<5	5
SAUDI ARABIA	<5	6
SENEGAL	--	<5
SERBIA	--	<5
SINGAPORE	8	15
SLOVAKIA	<5	--
SLOVENIA	<5	--
SOLOMON ISLANDS	<5	<5
SOUTH AFRICA	6	6
SOUTH KOREA	10	12
SPAIN	11	5
SRI LANKA	--	<5
SWEDEN	11	5
SWITZERLAND	<5	<5
TAIWAN	<5	9
TANZANIA	--	9

Destination	DSGL Part 1	DSGL Part 2
THAILAND	<5	11
TIMOR-LESTE	<5	<5
TURKIYE	<5	<5
TURKMENISTAN	<5	<5
UKRAINE	12	<5
UNITED ARAB EMIRATES	<5	<5
UNITED KINGDOM	20	5
UNITED STATES	40	14
VIET NAM	--	8
ZIMBABWE	--	<5

**Caveats on statistics in this section:** Only permits involving the export of goods and supply of technology and/or services beyond the borders of Australia have been included. Export permits issued to Australian end-users relate to temporary exports. Temporary exports include but are not limited to demonstration, or repair and return. Not all temporary permits list Australia as an end-user.

Issued Permits – End-User Destinations by Region

Export Permits Issued to End Users for Quarter 2 FY2024-25 Broken Down by Region

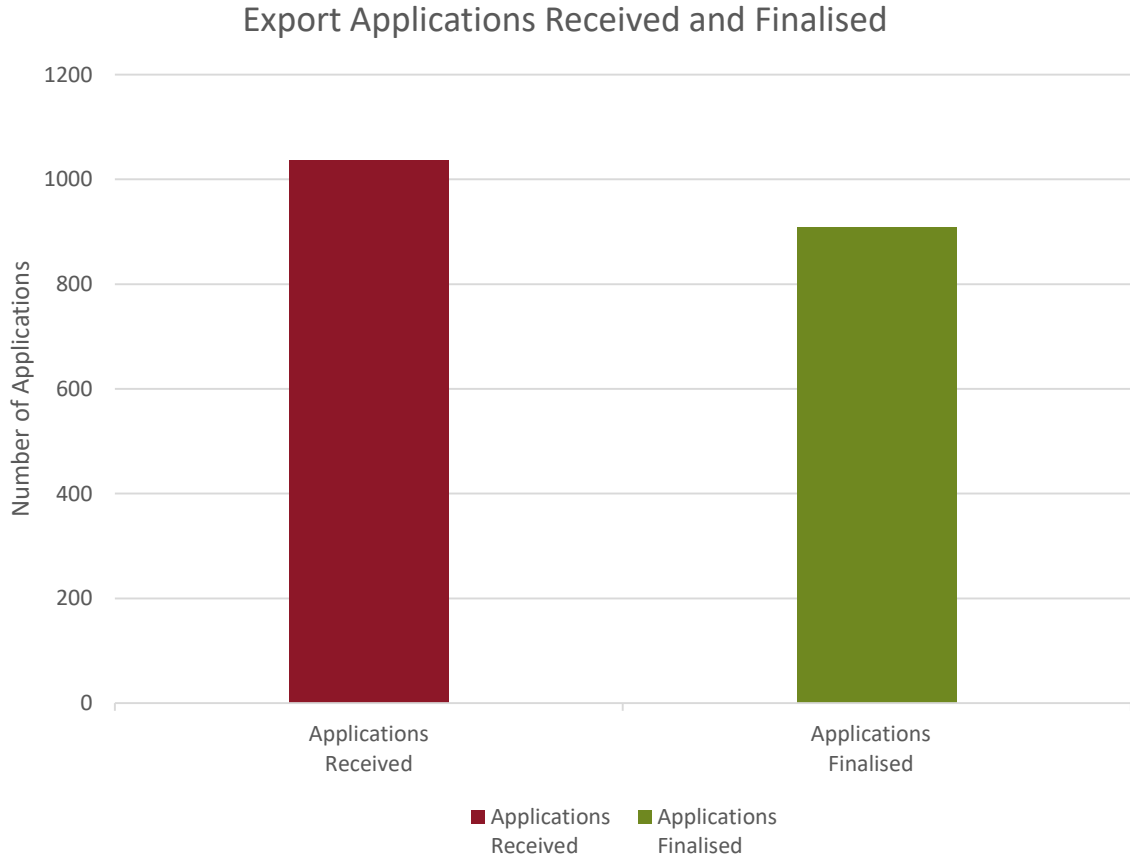


Export permits issued to End Users (by Region) by Financial Years

	FY2022-23	FY2023-24	FY2024-25
	Average	Average	2nd Quarter
Africa	4%	4%	4%
Antarctica	0%	0%	0%
Asia	18%	21%	24%
Australia	16%	13%	10%
Europe	20%	22%	32%
North America	28%	28%	12%
Oceania	11%	10%	15%
South America	2%	2%	3%

\* Export Permits issued to Australian end users relate to temporary exports. Temporary exports include but not limited to: demonstration or repair and return.

Export Applications – Received and Finalised

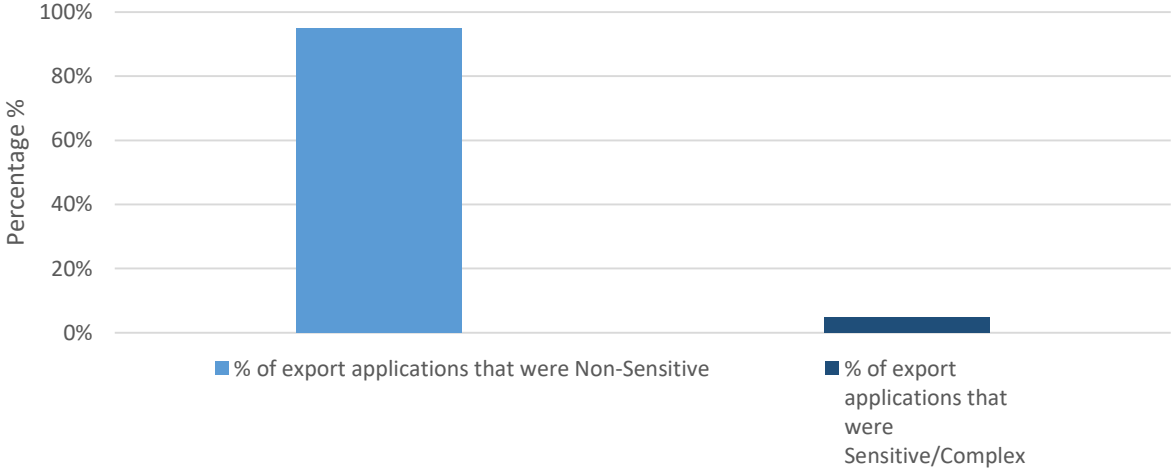


Export Applications Received and Finalised

	FY2024-25
	2nd Quarter
Applications Received	1037
Applications Finalised	909

Export Applications – Processing

Percentage of export applications processed that were Non-Sensitive and Sensitive/Complex; and their processing times that met benchmark timeframes



The percentage of export application processed that were Non-Sensitive and Sensitive/Complex

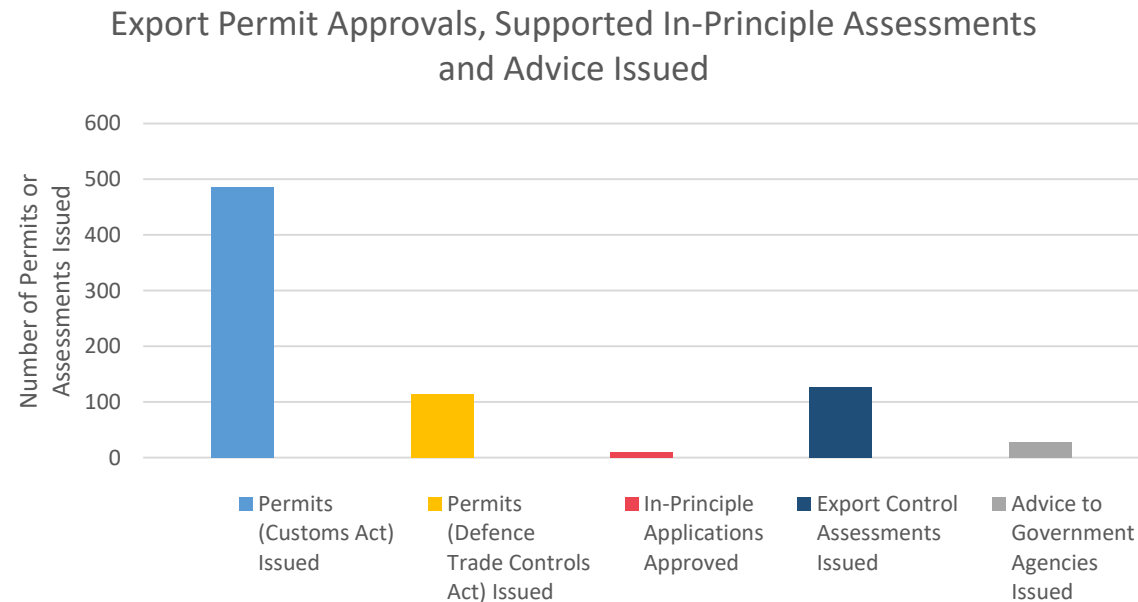
	FY2024-25
	2nd Quarter
% of export applications that were Non-Sensitive	95%
% of export applications that were Sensitive/Complex	5%

The percentage of export applications processing times that met benchmark assessment timeframes

	FY2024-25
	2nd Quarter
% of Non-Sensitive applications assessed within 15 days	92%
% of Sensitive/Complex applications assessed within 35 days	63%

## Export Applications – Approvals and Assessments

Export Permit Approvals, Supported In-Principle Assessments and Advice Issued



	FY2024-25
	2nd Quarter
Permits (Customs Act) Issued	486
Permits (Defence Trade Controls Act) Issued	115
In-Principle Applications Approved	10
Export Control Assessments Issued	127
Advice to Government Agencies Issued	27

## Export Applications – Prohibitions and Denials

Export denials under Regulations 13E of the *Customs Act 1901*, in-principle assessments not supported, and prohibitions under the *WMD (Weapons of Mass Destruction) Act* and Military End-Use provision

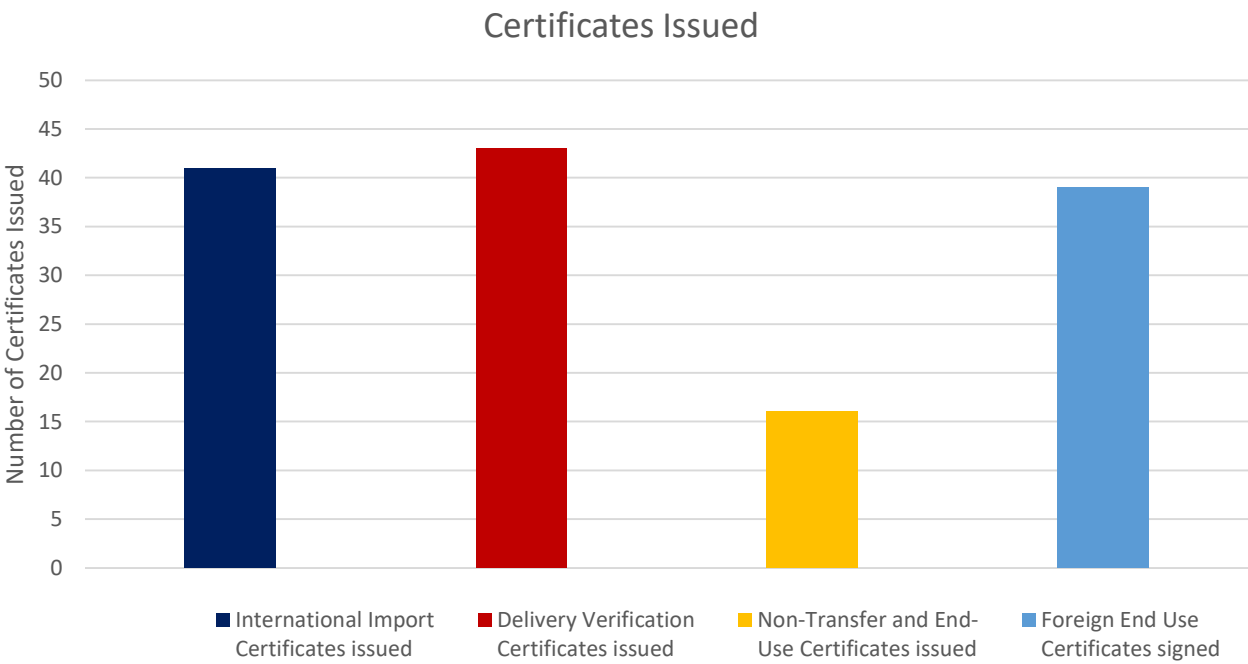
Export Application Prohibitions and Denials	FY 2024-25
	2nd Quarter
Denials (Customs Act)	< 5
In-Principle Applications Not Supported	0
Prohibition Notices(Defence Trade Controls Act)	0
Prohibition Notices (Weapons of Mass Destruction Act)	< 5
Prohibition Notices (Military End Use)	< 5
Prohibition Notices (Publications)	0

## Export Applications – Withdrawn, Made Inactive, Lapsed, No Further Action Required

Withdrawn, made inactive, lapsed, and no further action required

Export Application Prohibitions and Denials	FY 2024-25 2nd Quarter
Withdrawn, Made Inactive or Lapsed	121
No Further Action Required	0

Certificate Statistics

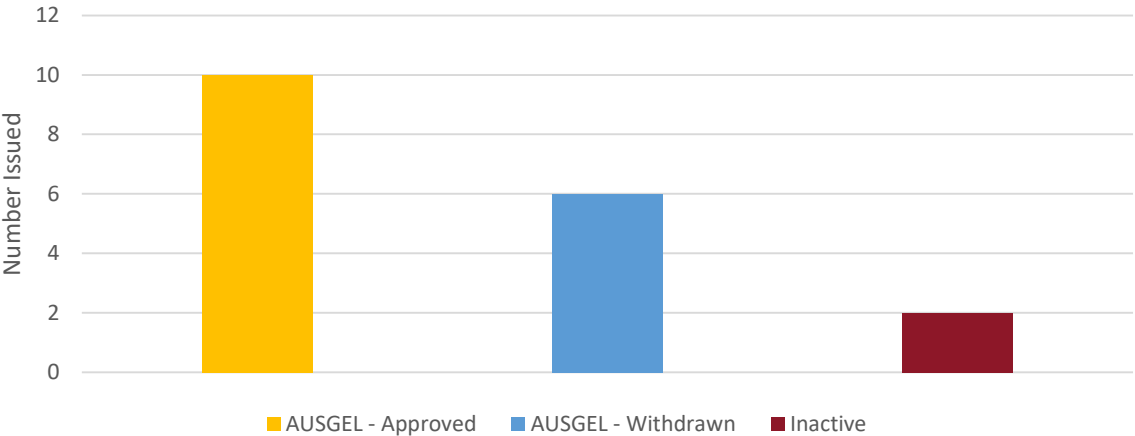


Certificates Issued

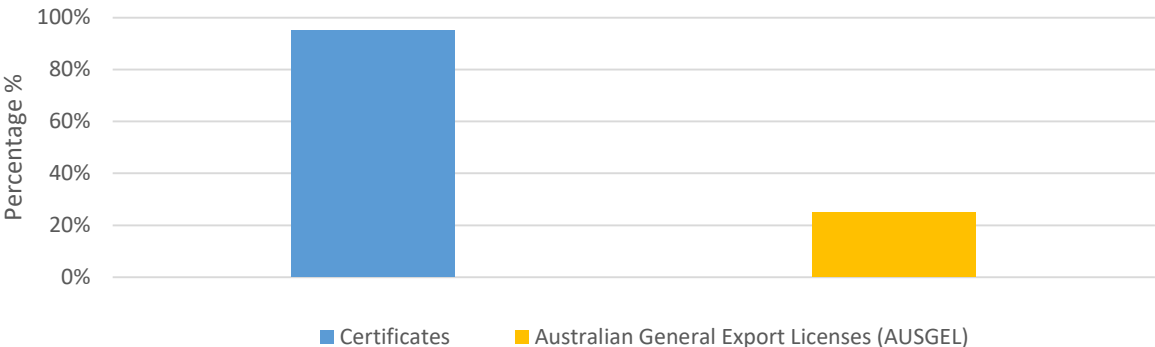
	FY2024-25
	2nd Quarter
International Import Certificates issued	41
Delivery Verification Certificates issued	43
Non-Transfer and End-Use Certificates issued	16
Foreign End Use Certificates signed	39

# Australian General Export Licences (AUSGEL) – Statistics and Processing

Australian General Export Licenses



Percentage (%) of Certificates (15 days) and Australian General Export Licences (AUSGEL) (35 days) Processed within benchmark timeframes



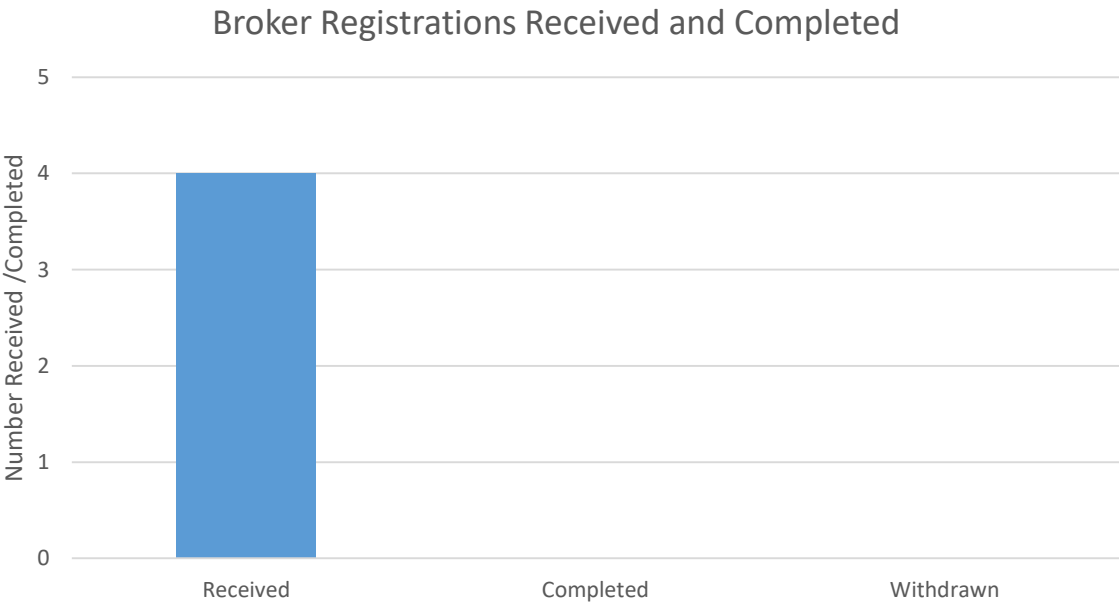
AUSGELs Issued

	FY2024-25
	2nd Quarter
AUSGEL - Approved	10
AUSGEL - Withdrawn	6
Inactive	< 5

Percentage of Certificates (15 days) and AUSGELs (35 days) processed within benchmark timeframes

	FY2024-25
	2nd Quarter
Certificates	95%
Australian General Export Licences (AUSGEL)	25%

Broker Registration



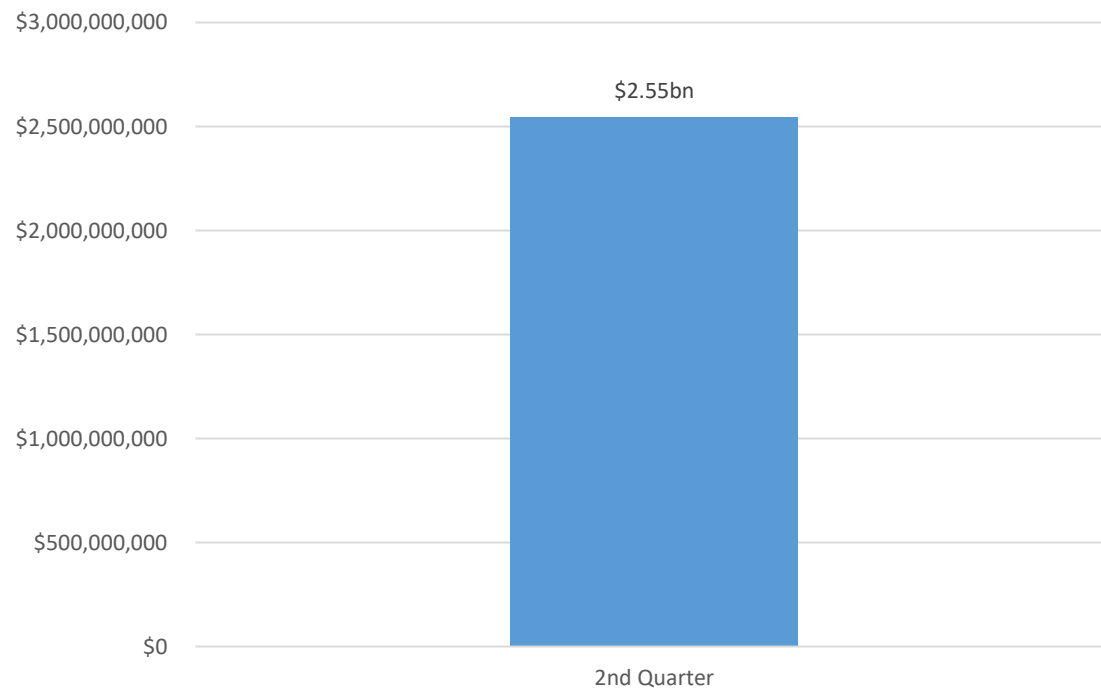
Broker Registrations Received and Completed

	FY2024-25
	2nd Quarter
Received	< 5
Completed	0
Withdrawn	0

## Applicant-Estimated Value of Defence Permits

**Caveats on statistics in this section:** From 1 January 2018 onwards, applicants have been required to include their estimation of the total value of their export over the life of the permit. Some permits extend over multiple years. Year-to-year comparisons of export values could therefore be misleading.

Applicant-Estimated (\$AUD) Value of Defence Permits



Number of Applicants Declaring Permit Values

