




How to conduct a **DEC Self-Audit**

Defence Export Controls offers easy-to-follow guidelines to help organisations conduct voluntary internal self-audits. This approach allows entities to proactively identify and address any issues through voluntary disclosure or other measures.



Navigate to the Service Connect Page and continue with your digital identity.

1



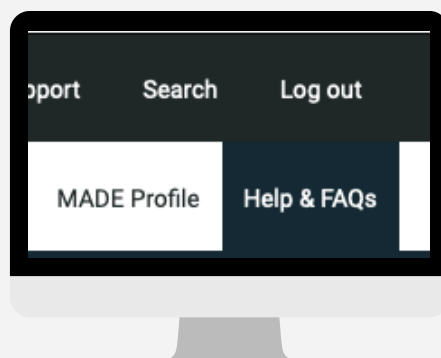
2

Select the My Australian Defence Exports service.



3

At the dual choice landing page, select the MADE portal option.



4

Locate the menu bar on MADE landing page, and select Help and FAQs.

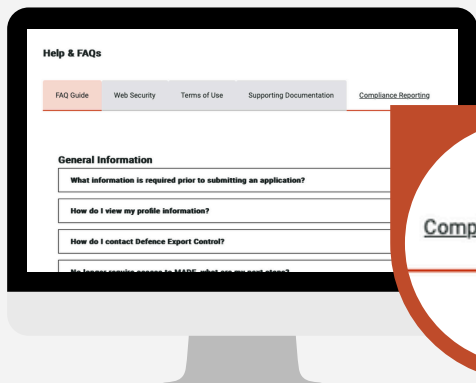
Contact us

- defence.gov.au/business-industry/export/controls
- exportcontrols@defence.gov.au
- 1800 DEFENCE, Option 4





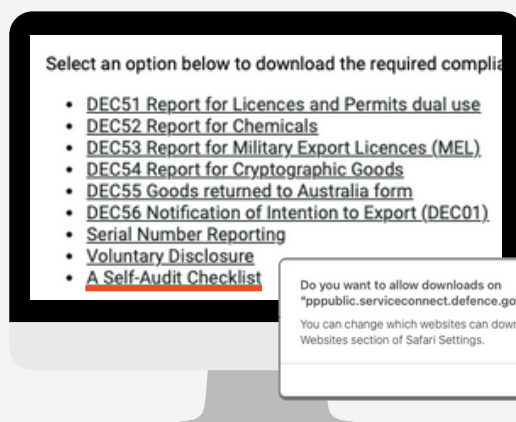
DEFENCE EXPORT CONTROLS COMPLIANCE



Compliance Reporting

5

Locate the Compliance Reporting tab and select. This will take you to a list of compliance reporting templates.



6

Select the Self-Audit Checklist option to download the Checklist as a document to your drive. You may get a prompt asking you to allow downloads, if so select Allow.



7

You will then be able to start filling out your Self-Audit Checklist!

Should an issue arise (suspected, potential or actual breach of export control legislation), notify DEC Compliance as soon as possible by submitting a Voluntary Disclosure report through the MADE portal.

Contact us

defence.gov.au/business-industry/export/controls
exportcontrols@defence.gov.au
1800 DEFENCE, Option 4

