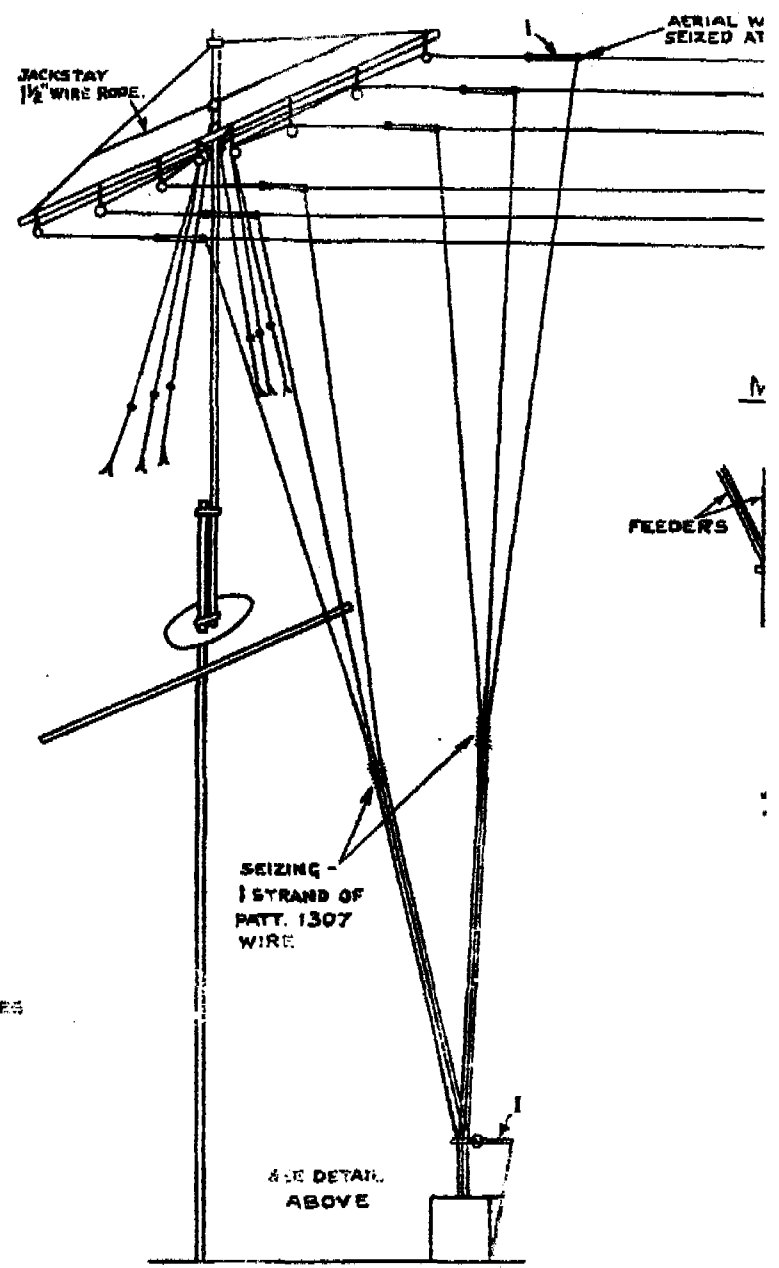


TYPICAL ARRANGEMENT
OF FLAT ROOF AERIAL
FOR CRUISERS.



REFERENCE


ITEM NO	PART NO	DESCRIPTION.
1.	1043	INSULATOR AERIAL GLASS. 10 INCHES LONG 1 3/16 INCH DIAM.
2.	1007	WIRE, AERIAL, 7/16 BRONZE

SEIZING -
1 STRAND OF
PATT. 1307
WIRE


SEE DETAIL
ABOVE

PAGE 7/8.


WIRE TO BE SHACKLE PIN.



METHOD OF STAYING FEEDERS.
ELEVATION.



PLAN.



EACH FEEDER IS TO PASS THRO' AND BE SEIZED TO A SEPARATE SHACKLE.

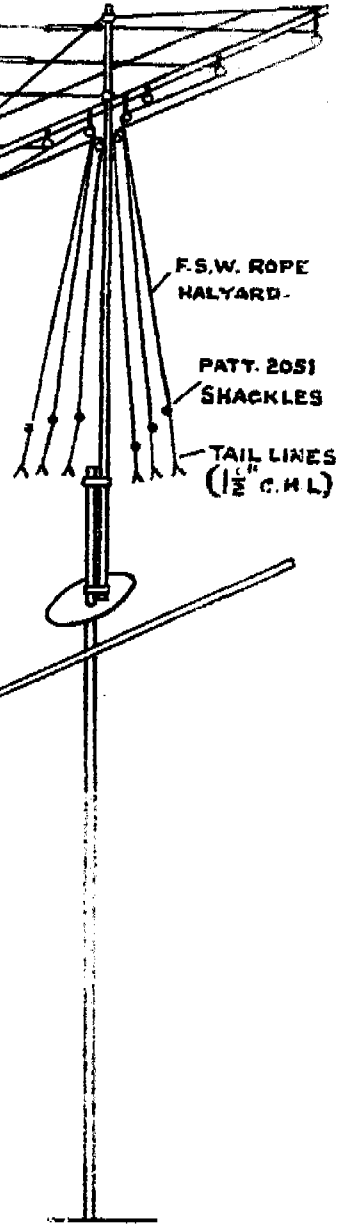


FIG. 41

Continued on next page