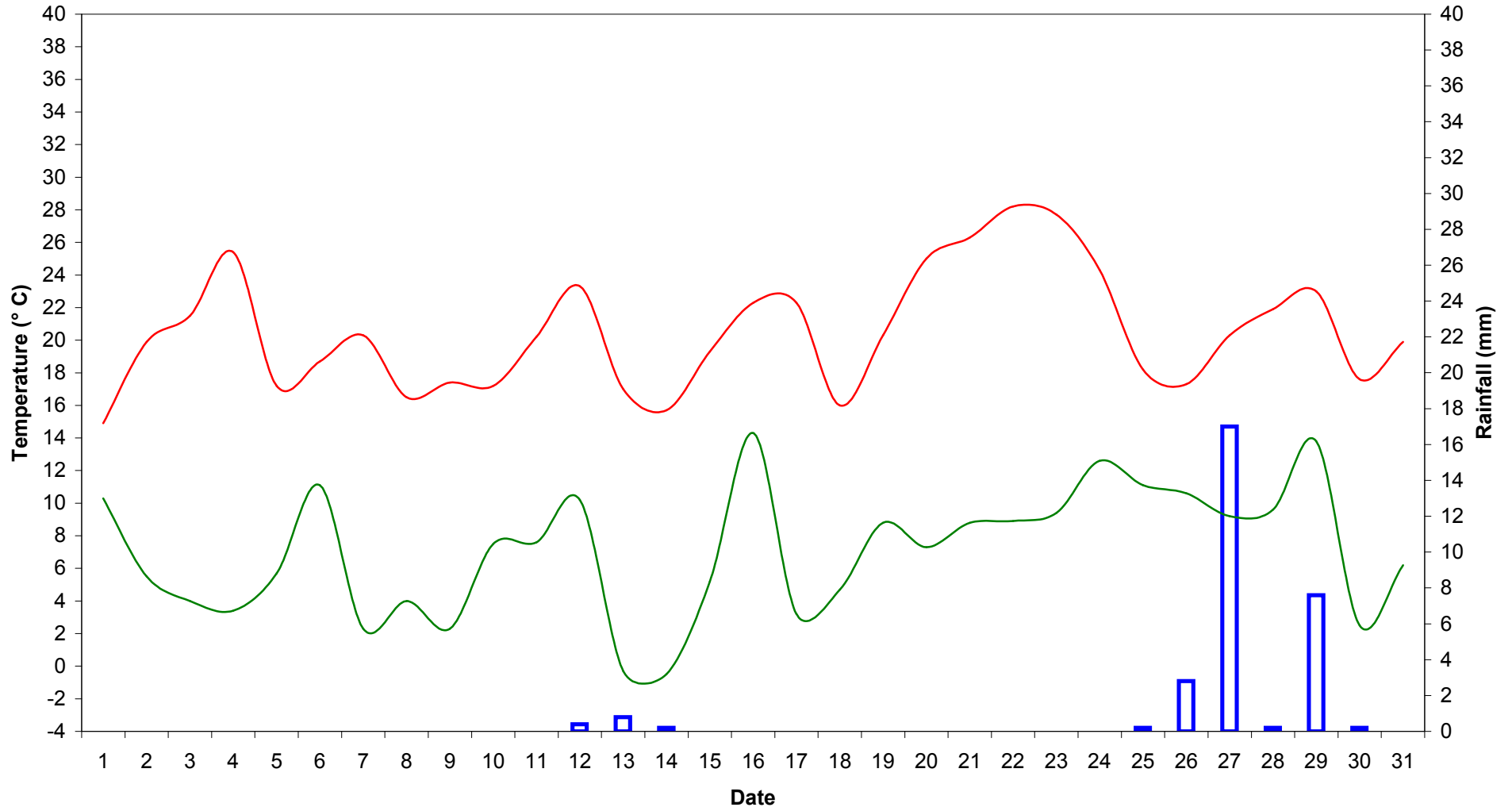
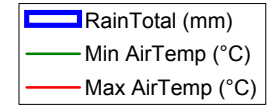
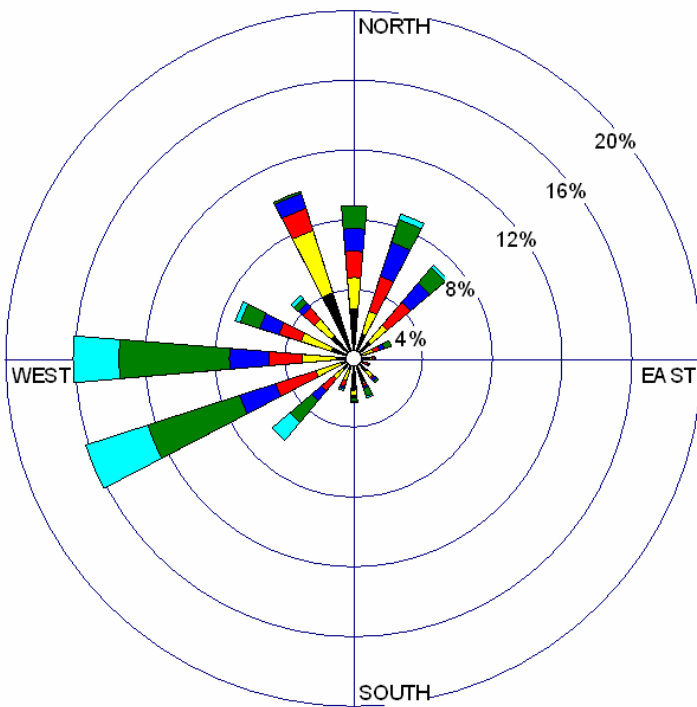




### HQJOC AWS Temperature and rainfall - October 2007



## 24 HOURS

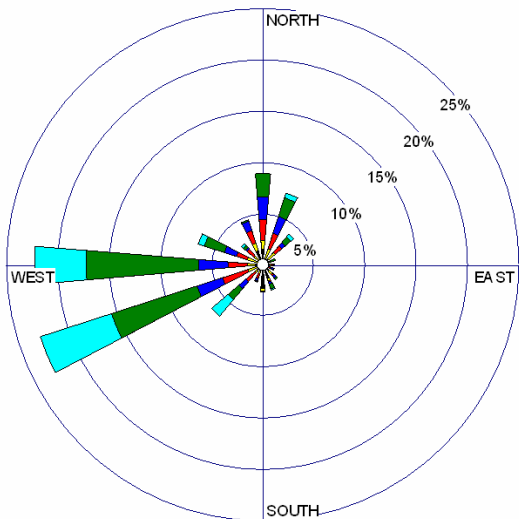


**WIND SPEED (m/s)**

- >= 7.5
- 5.0 - 7.5
- 4.0 - 5.0
- 3.0 - 4.0
- 2.0 - 3.0
- 0.5 - 2.0

Calms: 1.32%

## DAY TIME

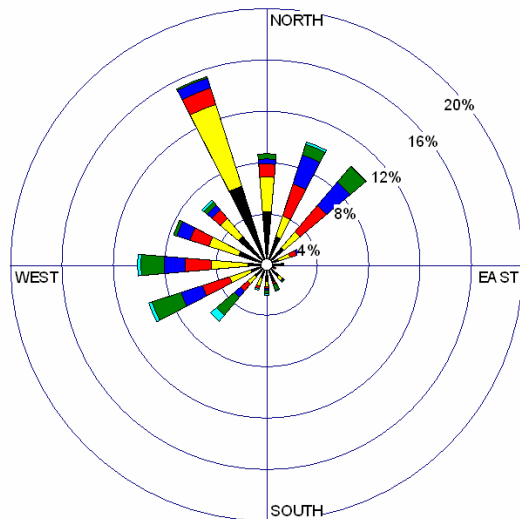


**WIND SPEED (m/s)**

- >= 7.5
- 5.0 - 7.5
- 4.0 - 5.0
- 3.0 - 4.0
- 2.0 - 3.0
- 0.5 - 2.0

Calms: 0.96%

## NIGHT TIME



**WIND SPEED (m/s)**

- >= 7.5
- 5.0 - 7.5
- 4.0 - 5.0
- 3.0 - 4.0
- 2.0 - 3.0
- 0.5 - 2.0

Calms: 1.68%

Client:

**DEPARTMENT OF DEFENCE**

Project:

**HQJOC METEOROLOGICAL MONITORING**

Title:

**WINDROSES FOR OCTOBER 2007**



Note: Windrose data (including calms) is based on 15 minute averaging periods

HQJOC AWS: Daily Data for October 2007

Date	Time	Min AirTemp (°C)	Ave AirTemp (°C)	Max AirTemp (°C)	Min Humidity (%)	Ave Humidity (%)	Max Humidity (%)	Min WndSpd (m/s)	Ave WndSpd (m/s)	Max WndSpd (m/s)	Ave GSR (W/m <sup>2</sup> )	Max GSR (W/m <sup>2</sup> )	RainTotal (mm)	Evap (mm)
1/10/2007	9:00:00 AM	10	13	15	45	54	68	1.3	7.0	21.3	256	1224	0	4.6
2/10/2007	9:00:00 AM	6	15	20	16	40	63	0.0	5.8	20.9	260	1097	0	5.6
3/10/2007	9:00:00 AM	4	14	22	15	43	83	0.0	3.5	13.8	284	964	0	5.1
4/10/2007	9:00:00 AM	3	15	25	10	35	69	0.0	6.3	20.6	283	954	0	7.2
5/10/2007	9:00:00 AM	6	12	17	14	38	65	0.0	3.9	13.8	291	985	0	5.0
6/10/2007	9:00:00 AM	11	15	19	21	28	40	0.0	4.3	18.9	278	1010	0	6.2
7/10/2007	9:00:00 AM	2	11	20	20	63	97	0.0	4.0	15.8	208	1251	0	3.7
8/10/2007	9:00:00 AM	4	10	17	21	57	93	0.0	3.6	12.2	259	1039	0	3.9
9/10/2007	9:00:00 AM	2	11	17	19	67	98	0.0	2.9	13.9	282	1199	0	3.6
10/10/2007	9:00:00 AM	8	11	17	31	70	90	0.0	3.6	10.5	255	1166	0	3.6
11/10/2007	9:00:00 AM	8	14	20	25	66	95	0.0	3.5	10.4	288	1142	0	4.3
12/10/2007	9:00:00 AM	10	16	23	31	67	97	0.0	3.6	14.3	252	1061	0.4	4.4
13/10/2007	9:00:00 AM	0	9	17	24	67	98	0.0	4.8	15.7	265	1100	0.8	3.5
14/10/2007	9:00:00 AM	-1	8	16	31	61	94	0.0	2.8	10.1	304	1020	0.2	3.7
15/10/2007	9:00:00 AM	5	13	19	32	52	81	0.0	3.7	11.7	291	1213	0	4.7
16/10/2007	9:00:00 AM	14	18	22	21	29	48	0.1	4.6	14.4	306	1015	0	7.4
17/10/2007	9:00:00 AM	3	13	22	8	35	60	0.1	6.0	19.9	321	1067	0	6.8
18/10/2007	9:00:00 AM	5	9	16	26	59	86	0.2	3.9	11.1	321	1058	0	4.3
19/10/2007	9:00:00 AM	9	14	20	16	39	65	0.1	3.0	9.9	320	1058	0.6	5.6
20/10/2007	9:00:00 AM	7	16	25	20	59	96	0.0	4.3	14.4	253	1216	0	5.1
21/10/2007	9:00:00 AM	9	18	26	19	51	84	0.0	2.9	13.6	309	1006	0	5.8
22/10/2007	9:00:00 AM	9	20	28	15	36	68	0.0	3.0	12.9	313	1018	0	6.8
23/10/2007	9:00:00 AM	9	19	28	17	50	88	0.0	3.6	13.4	281	1157	0	6.1
24/10/2007	9:00:00 AM	13	17	24	27	64	88	0.1	3.1	13.8	180	1061	0	4.0
25/10/2007	9:00:00 AM	11	13	18	62	82	94	0.0	4.5	12.4	223	1157	0.2	3.1
26/10/2007	9:00:00 AM	11	14	17	71	88	95	0.0	3.6	8.6	112	1500	2.8	1.8
27/10/2007	9:00:00 AM	9	13	20	48	84	98	0.0	2.1	17.3	164	1335	17	2.5
28/10/2007	9:00:00 AM	10	16	22	40	73	96	0.1	2.7	9.7	227	1260	0.2	3.7
29/10/2007	9:00:00 AM	14	17	23	33	68	94	0.1	4.7	17.4	207	1069	7.6	4.4
30/10/2007	9:00:00 AM	3	11	18	23	51	86	0.0	4.3	18.7	337	1064	0.2	4.9
31/10/2007	9:00:00 AM	6	14	20	20	44	80	0.0	3.0	12.0	324	1076	0	5.3