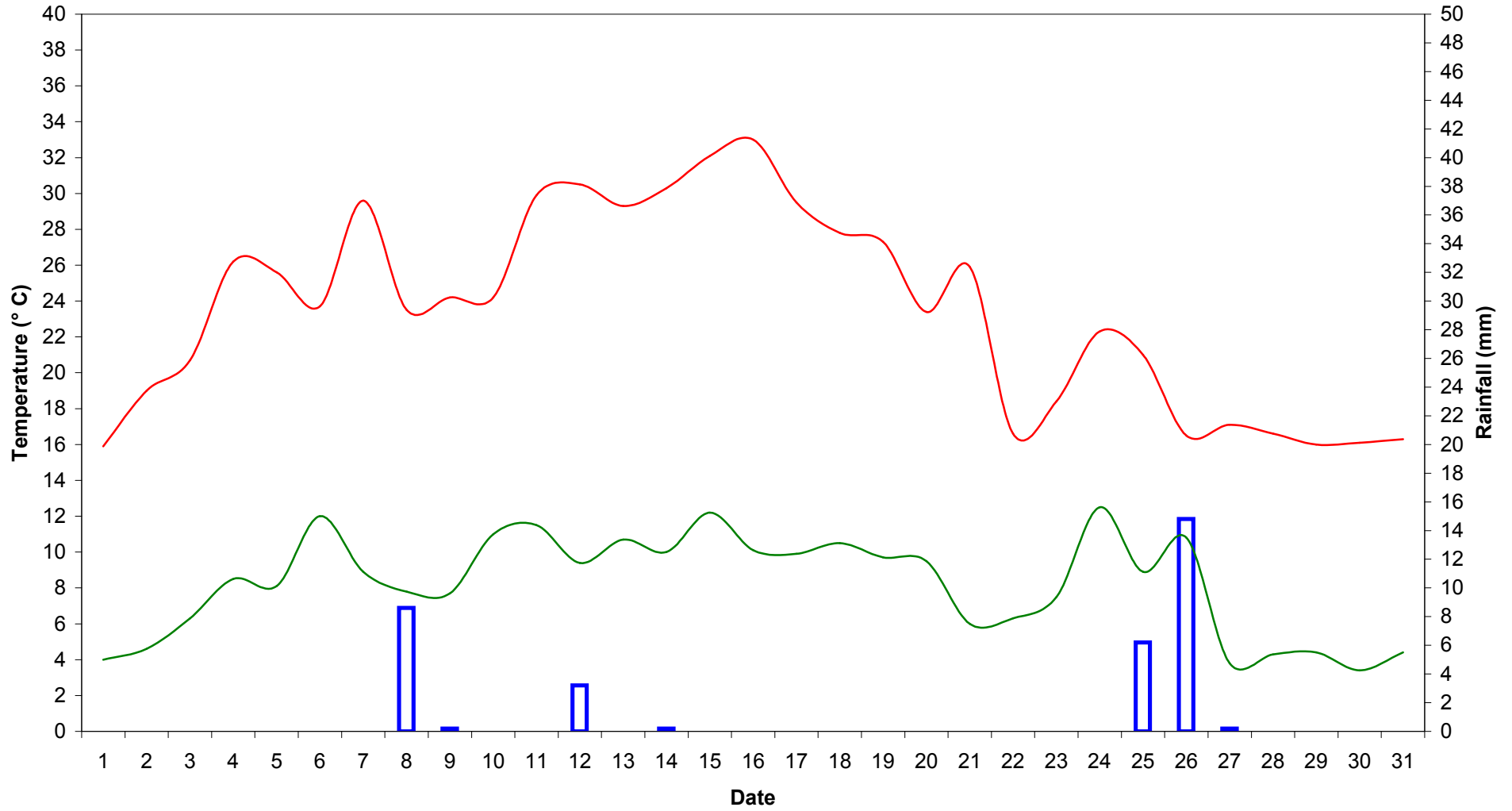
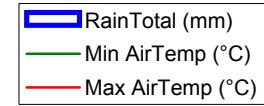




HQJOC AWS Temperature and Rainfall - March 2008

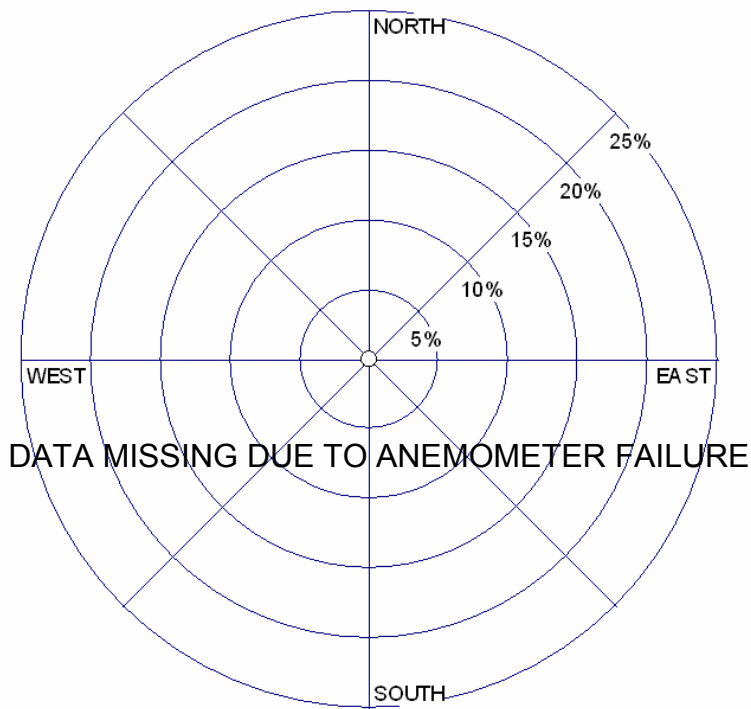


HQJOC AWS: Daily Data for March 2008

Date	Time	Min AirTemp (°C)	Ave AirTemp (°C)	Max AirTemp (°C)	Min Humidity (%)	Ave Humidity (%)	Max Humidity (%)	Min WndSpd (m/s)	Ave WndSpd (m/s)	Max WndSpd (m/s)	Ave GSR (W/m ²)	Max GSR (W/m ²)	RainTotal (mm)	Evap (mm)
1/03/2008	9:00:00 AM	4	11	16	31	52	79	NA	NA	NA	300	1249	0	NA
2/03/2008	9:00:00 AM	5	12	19	27	64	96	NA	NA	NA	315	1051	0	NA
3/03/2008	9:00:00 AM	6	14	21	37	72	97	NA	NA	NA	284	1206	0	NA
4/03/2008	9:00:00 AM	9	17	26	24	69	97	NA	NA	NA	294	1036	0	NA
5/03/2008	9:00:00 AM	8	17	26	27	61	96	NA	NA	NA	198	1089	0	NA
6/03/2008	9:00:00 AM	12	17	24	39	73	93	NA	NA	NA	232	1166	0	NA
7/03/2008	9:00:00 AM	9	19	30	20	52	79	NA	NA	NA	285	1152	0	NA
8/03/2008	9:00:00 AM	8	16	24	46	80	96	NA	NA	NA	224	1109	8.6	NA
9/03/2008	9:00:00 AM	8	17	24	30	68	96	NA	NA	NA	283	1114	0.2	NA
10/03/2008	9:00:00 AM	11	18	24	35	71	94	NA	NA	NA	283	949	0	NA
11/03/2008	9:00:00 AM	12	20	30	27	63	95	NA	NA	NA	276	929	0	NA
12/03/2008	9:00:00 AM	9	20	31	18	65	96	NA	NA	NA	239	931	3.2	NA
13/03/2008	9:00:00 AM	11	20	29	22	72	97	NA	NA	NA	261	1013	0	NA
14/03/2008	9:00:00 AM	10	20	30	13	66	97	NA	NA	NA	273	962	0.2	NA
15/03/2008	9:00:00 AM	12	21	32	13	42	81	NA	NA	NA	272	919	0	NA
16/03/2008	9:00:00 AM	10	22	33	12	39	80	NA	NA	NA	268	959	0	NA
17/03/2008	9:00:00 AM	10	21	30	16	58	96	NA	NA	NA	272	924	0	NA
18/03/2008	9:00:00 AM	11	19	28	21	64	97	NA	NA	NA	274	949	0	NA
19/03/2008	9:00:00 AM	10	20	27	28	54	95	NA	NA	NA	261	914	0	NA
20/03/2008	9:00:00 AM	10	17	23	51	78	97	NA	NA	NA	222	1094	0	NA
21/03/2008	9:00:00 AM	6	18	26	35	64	95	NA	NA	NA	176	1056	0	NA
22/03/2008	9:00:00 AM	6	13	17	63	75	86	NA	NA	NA	57	274	0	NA
23/03/2008	9:00:00 AM	8	14	18	66	82	91	NA	NA	NA	143	1290	0	NA
24/03/2008	9:00:00 AM	13	18	22	50	76	94	NA	NA	NA	210	1170	0	NA
25/03/2008	9:00:00 AM	9	16	21	70	89	97	NA	NA	NA	107	1234	6.2	NA
26/03/2008	9:00:00 AM	11	14	17	83	91	94	NA	NA	NA	51	399	14.8	NA
27/03/2008	9:00:00 AM	4	11	17	38	72	97	NA	NA	NA	164	1137	0.2	NA
28/03/2008	9:00:00 AM	4	10	17	31	71	97	NA	NA	NA	216	1039	0	NA
29/03/2008	9:00:00 AM	4	11	16	34	74	96	NA	NA	NA	177	1091	0	NA
30/03/2008	9:00:00 AM	3	10	16	26	57	89	NA	NA	NA	250	914	0	NA
31/03/2008	9:00:00 AM	4	12	16	32	52	72	NA	NA	NA	205	1105	0	NA

NA = Data unavailable due to sensor failure

24 HOURS

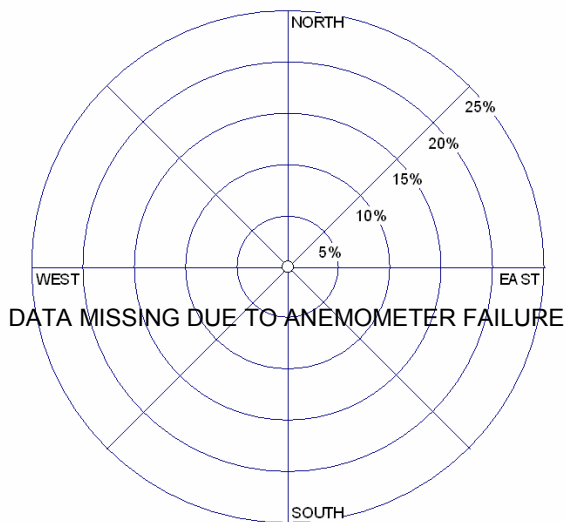


WIND SPEED (Knots)

- >= 15
- 10 - 14
- 8 - 9
- 6 - 7
- 4 - 5
- 1 - 3

Calms:

DAY TIME

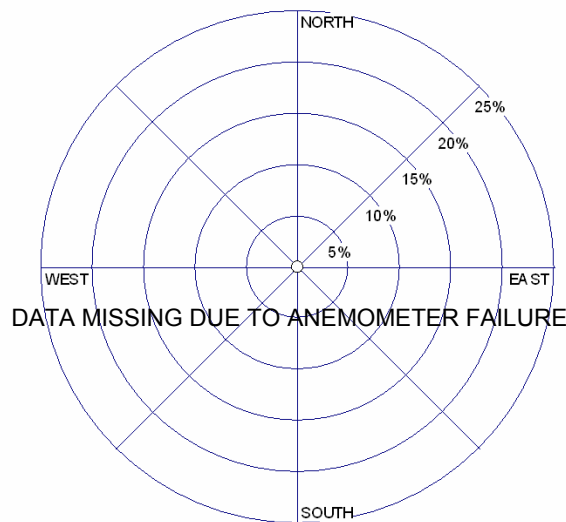


WIND SPEED (Knots)

- >= 15
- 10 - 14
- 8 - 9
- 6 - 7
- 4 - 5
- 1 - 3

Calms:

NIGHT TIME



WIND SPEED (Knots)

- >= 15
- 10 - 14
- 8 - 9
- 6 - 7
- 4 - 5
- 1 - 3

Calms:

Client:

DEPARTMENT OF DEFENCE

Project:

HQJOC METEOROLOGICAL MONITORING

Title:

WINDROSES FOR MARCH 2008



Note: Windrose data (including calms) is based on 15 minute averaging periods