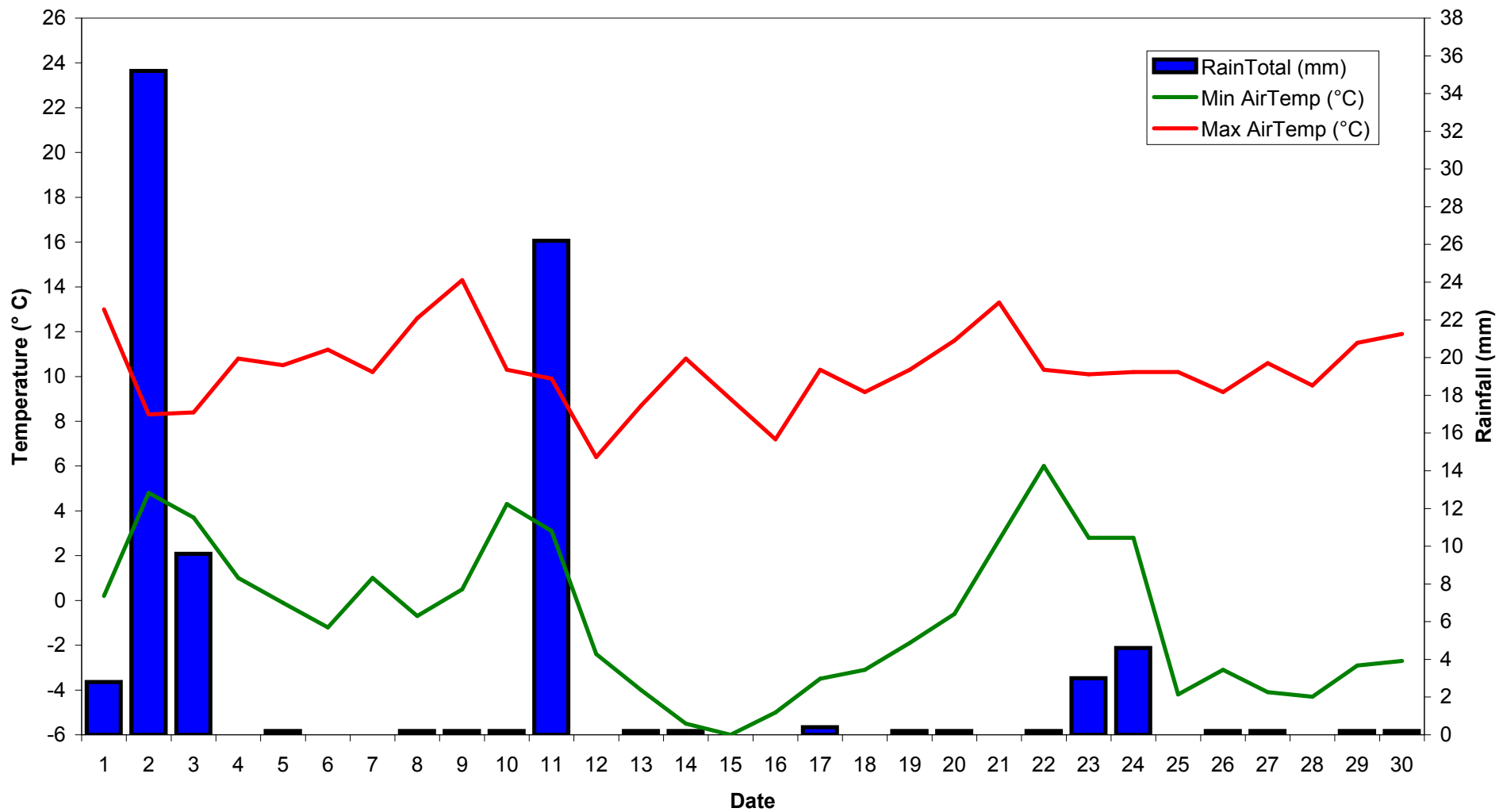
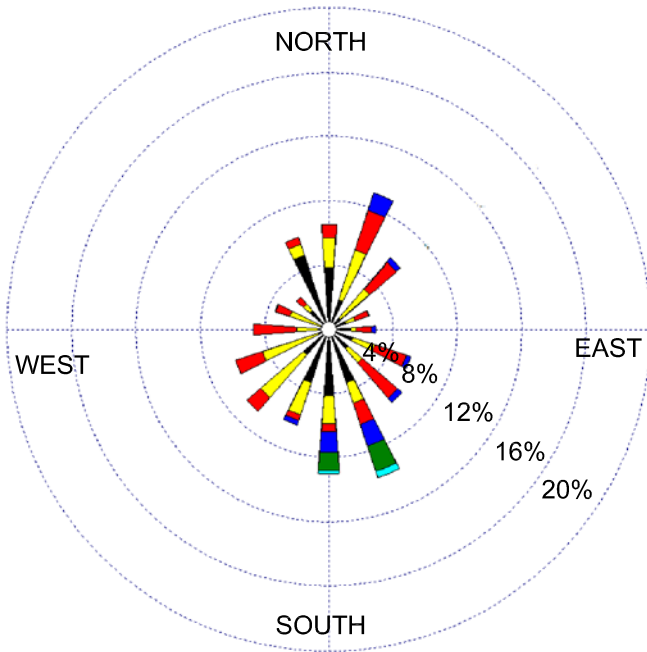


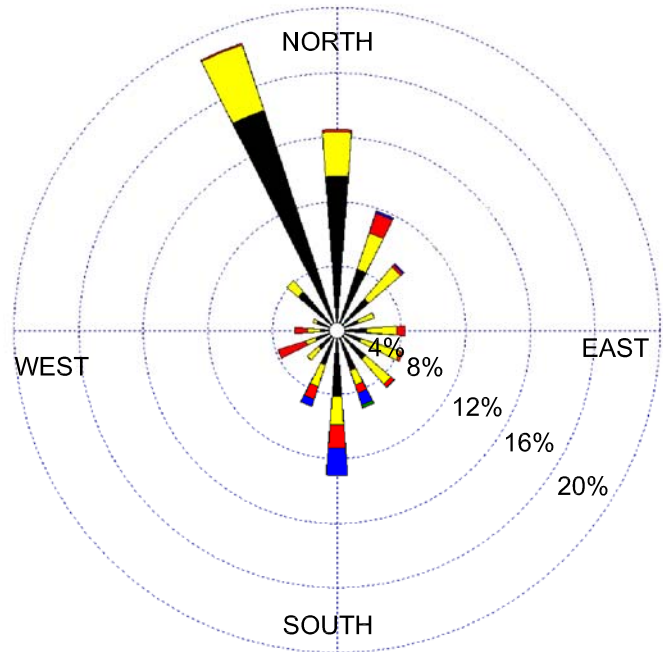
HQJOC AWS Temperature and rainfall - June 2006



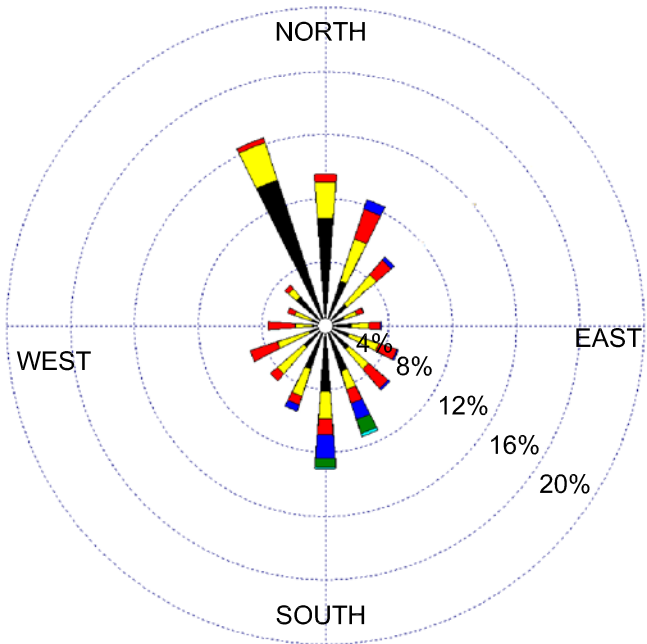
This drawing is subject to COPYRIGHT. It remains the property of URS Australia Pty Ltd.



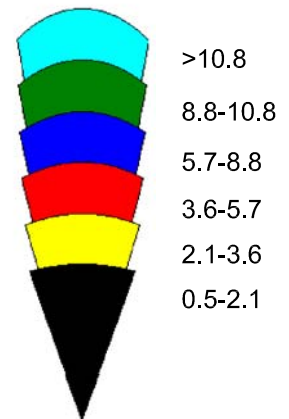
DAY TIME  
6.2% CALMS




NIGHT TIME  
5.4% CALMS



24 HOURS  
5.8% CALMS



WIND SPEED (m/s)

Client DEPARTMENT OF DEFENCE  	Project HQJOC METEOROLOGICAL MONITORING		Title WINDROSES FOR JUNE 2006	
	Drawn: HC Job No.: 43157193	Approved: JT File No.: 007.dwg	Date: 7/07/2006	Figure: 1

HQJOC AWS: Daily Data for June 2006

Date	Time	Min AirTemp (°C)	Ave AirTemp (°C)	Max AirTemp (°C)	Min Humidity (%)	Ave Humidity (%)	Max Humidity (%)	Min WndSpd (m/s)	Ave WndSpd (m/s)	Max WndSpd (m/s)	Ave GSR (W/m <sup>2</sup> )	Max GSR (W/m <sup>2</sup> )	RainTotal (mm)	Evap (mm)
1/06/2006	9:00:00 AM	0	8	13	53	83	100	0.0	1.6	-	89	719	2.8	1.9
2/06/2006	9:00:00 AM	5	6	8	91	95	97	0.0	3.0	8.3	25	173	35.2	0.7
3/06/2006	9:00:00 AM	4	6	8	68	82	97	0.1	4.9	13.7	25	167	9.6	1.2
4/06/2006	9:00:00 AM	1	6	11	55	76	96	0.0	4.2	14.9	122	782	0	2.4
5/06/2006	9:00:00 AM	0	5	11	49	79	99	0.0	2.9	-	116	757	0.2	2.2
6/06/2006	9:00:00 AM	-1	4	11	51	85	100	0.0	2.5	-	92	848	0	1.8
7/06/2006	9:00:00 AM	1	6	10	65	85	99	0.0	3.1	-	82	761	0	1.6
8/06/2006	9:00:00 AM	-1	5	13	56	88	101	0.0	2.1	-	112	802	0.2	2.0
9/06/2006	9:00:00 AM	1	7	14	40	87	100	0.0	1.3	-	102	573	0.2	2.1
10/06/2006	9:00:00 AM	4	9	10	77	89	97	0.0	2.9	8.7	59	373	0.2	1.3
11/06/2006	9:00:00 AM	3	8	10	77	91	96	0.4	4.8	-	42	477	26.2	1.0
12/06/2006	9:00:00 AM	-2	2	6	54	74	94	0.0	6.4	-	89	818	0	1.8
13/06/2006	9:00:00 AM	-4	1	9	52	82	100	0.0	1.8	5.6	127	556	0.2	2.1
14/06/2006	9:00:00 AM	-6	2	11	40	81	100	0.0	1.7	7.2	131	554	0.2	2.3
15/06/2006	9:00:00 AM	-6	0	9	32	86	100	0.0	1.4	-	131	581	0	2.1
16/06/2006	9:00:00 AM	-5	0	7	61	93	100	0.0	1.5	-	83	736	0	1.3
17/06/2006	9:00:00 AM	-4	3	10	44	78	99	0.0	1.5	-	127	556	0.4	2.3
18/06/2006	9:00:00 AM	-3	2	9	53	83	100	0.0	1.9	7.1	124	700	0	2.1
19/06/2006	9:00:00 AM	-2	5	10	56	86	100	0.0	1.9	-	122	554	0.2	2.1
20/06/2006	9:00:00 AM	-1	5	12	57	89	100	0.0	1.6	5.3	116	556	0.2	2.1
21/06/2006	9:00:00 AM	3	8	13	61	88	99	0.0	1.9	7.5	110	670	0	2.1
22/06/2006	9:00:00 AM	6	8	10	75	87	96	0.0	2.8	8.7	59	614	0.2	1.5
23/06/2006	9:00:00 AM	3	8	10	81	92	98	0.0	3.1	8.7	60	484	3	1.2
24/06/2006	9:00:00 AM	3	7	10	78	94	99	0.0	2.0	7.3	49	482	4.6	1.1
25/06/2006	9:00:00 AM	-4	3	10	55	87	100	0.0	1.8	-	103	728	0	1.8
26/06/2006	9:00:00 AM	-3	2	9	49	82	99	0.0	1.1	5.0	100	655	0.2	1.9
27/06/2006	9:00:00 AM	-4	2	11	42	83	100	0.0	1.6	5.9	126	599	0.2	2.2
28/06/2006	9:00:00 AM	-4	1	10	44	83	100	0.0	2.1	9.2	129	554	0	2.1
29/06/2006	9:00:00 AM	-3	5	12	37	81	101	0.0	2.2	6.7	131	550	0.2	2.3
30/06/2006	9:00:00 AM	-3	3	12	35	79	100	0.0	1.9	-	127	554	0.2	2.4

Note: Some Maximum windspeed were not recorded due to interference from birds.