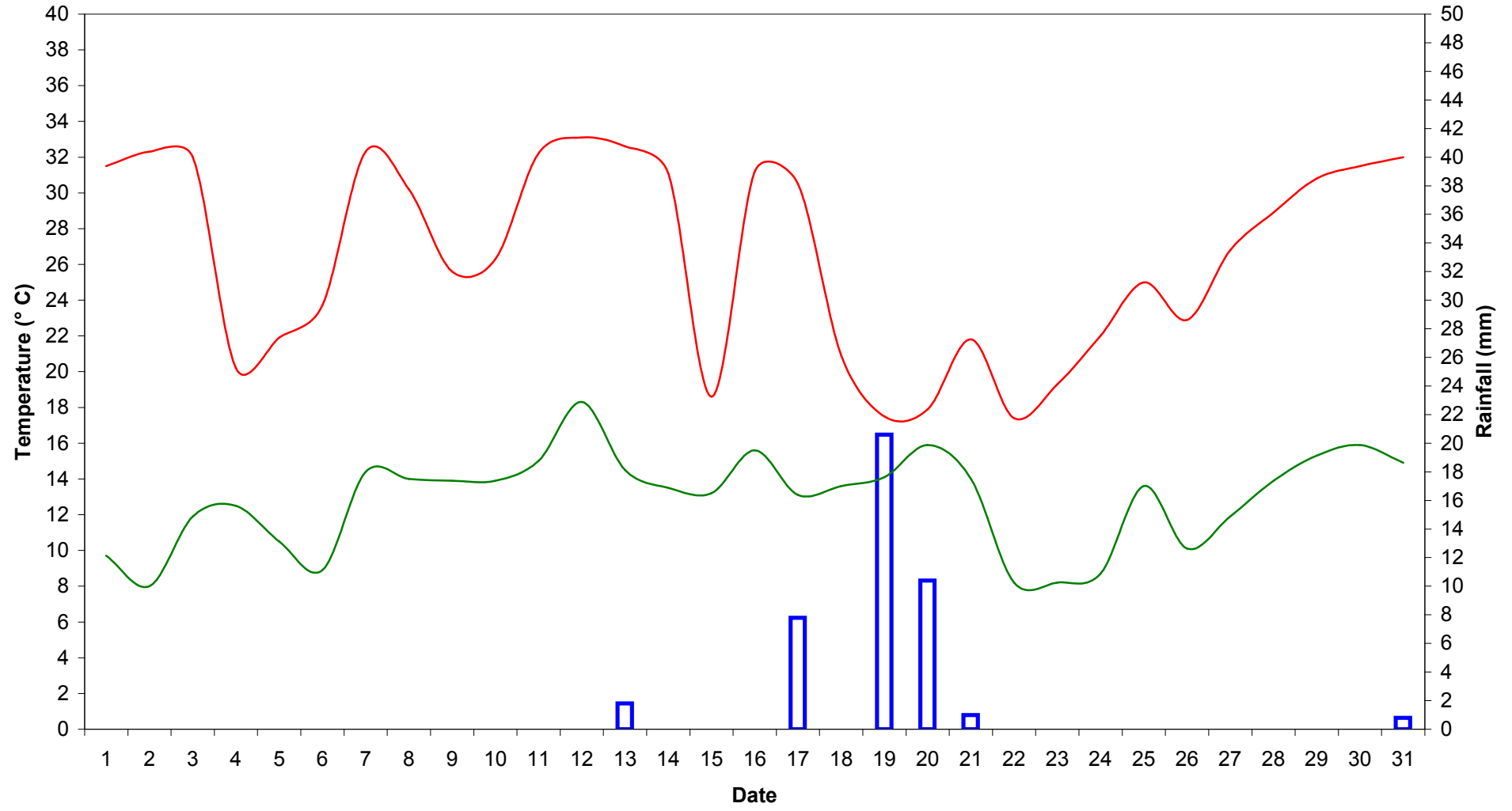





HQJOC AWS Temperature and Rainfall - January 2008

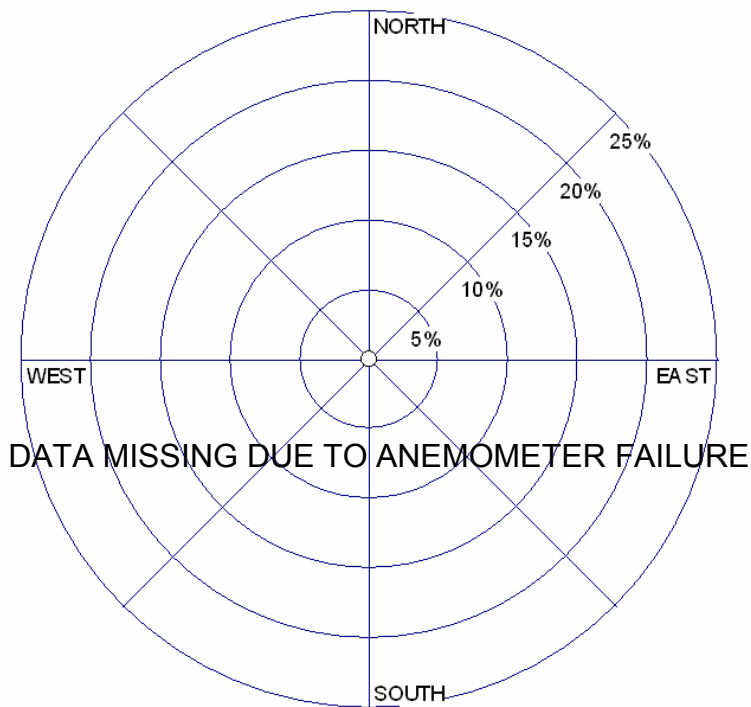


HQJOC AWS: Daily Data for January 2008

Date	Time	Min AirTemp (°C)	Ave AirTemp (°C)	Max AirTemp (°C)	Min Humidity (%)	Ave Humidity (%)	Max Humidity (%)	Min WndSpd (m/s)	Ave WndSpd (m/s)	Max WndSpd (m/s)	Ave GSR (W/m ²)	Max GSR (W/m ²)	RainTotal (mm)	Evap (mm)
1/01/2008	9:00:00 AM	10	22	32	13	52	96	NA	NA	NA	381	1130	0	NA
2/01/2008	9:00:00 AM	8	22	32	13	45	90	NA	NA	NA	354	1183	0	NA
3/01/2008	9:00:00 AM	12	22	32	12	49	91	NA	NA	NA	341	1119	0	NA
4/01/2008	9:00:00 AM	13	16	20	60	78	93	NA	NA	NA	199	1394	0	NA
5/01/2008	9:00:00 AM	11	17	22	47	73	96	NA	NA	NA	282	1579	0	NA
6/01/2008	9:00:00 AM	9	18	24	43	76	96	NA	NA	NA	318	1460	0	NA
7/01/2008	9:00:00 AM	14	22	32	19	57	88	NA	NA	NA	356	1119	0	NA
8/01/2008	9:00:00 AM	14	19	30	34	74	92	NA	NA	NA	335	1097	0	NA
9/01/2008	9:00:00 AM	14	18	26	48	78	88	NA	NA	NA	271	1660	0	NA
10/01/2008	9:00:00 AM	14	19	26	48	76	92	NA	NA	NA	300	1538	0	NA
11/01/2008	9:00:00 AM	15	24	32	20	57	94	NA	NA	NA	342	1089	0	NA
12/01/2008	9:00:00 AM	18	25	33	20	49	84	NA	NA	NA	341	1112	0	NA
13/01/2008	9:00:00 AM	15	22	33	23	66	95	NA	NA	NA	304	1347	1.8	NA
14/01/2008	9:00:00 AM	14	21	31	22	63	89	NA	NA	NA	302	1137	0	NA
15/01/2008	9:00:00 AM	13	15	19	65	81	89	NA	NA	NA	222	1498	0	NA
16/01/2008	9:00:00 AM	16	23	31	17	54	87	NA	NA	NA	358	1168	0	NA
17/01/2008	9:00:00 AM	13	18	31	36	75	93	NA	NA	NA	220	1295	7.8	NA
18/01/2008	9:00:00 AM	14	16	21	46	68	92	NA	NA	NA	340	1201	0	NA
19/01/2008	9:00:00 AM	14	16	18	59	83	95	NA	NA	NA	115	1389	20.6	NA
20/01/2008	9:00:00 AM	16	17	18	86	92	94	NA	NA	NA	86	789	10.4	NA
21/01/2008	9:00:00 AM	14	18	22	61	79	92	NA	NA	NA	219	1465	1	NA
22/01/2008	9:00:00 AM	8	13	17	60	76	86	NA	NA	NA	205	1571	0	NA
23/01/2008	9:00:00 AM	8	14	19	48	71	94	NA	NA	NA	338	1478	0	NA
24/01/2008	9:00:00 AM	9	16	22	38	70	96	NA	NA	NA	326	1378	0	NA
25/01/2008	9:00:00 AM	14	19	25	32	55	88	NA	NA	NA	310	1358	0	NA
26/01/2008	9:00:00 AM	10	17	23	27	70	96	NA	NA	NA	319	1488	0	NA
27/01/2008	9:00:00 AM	12	19	27	25	65	96	NA	NA	NA	311	1206	0	NA
28/01/2008	9:00:00 AM	14	22	29	21	54	89	NA	NA	NA	328	1257	0	NA
29/01/2008	9:00:00 AM	15	21	31	15	70	93	NA	NA	NA	347	1211	0	NA
30/01/2008	9:00:00 AM	16	22	32	16	62	92	NA	NA	NA	352	1100	0	NA
31/01/2008	9:00:00 AM	15	22	32	23	66	93	NA	NA	NA	303	1161	0.8	NA

NA = Data unavailable due to sensor failure

24 HOURS

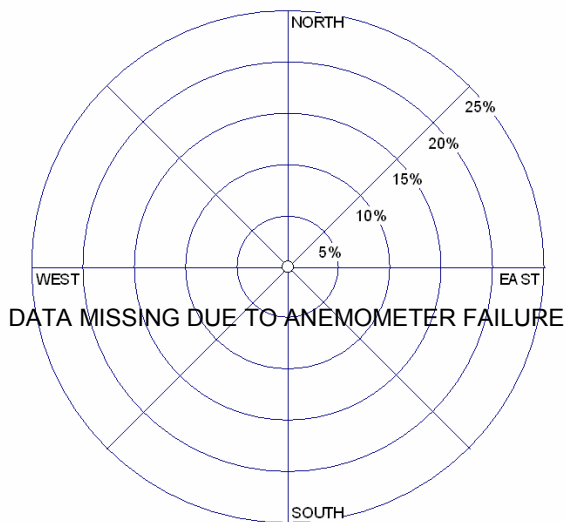


WIND SPEED (Knots)

- >= 15
- 10 - 14
- 8 - 9
- 6 - 7
- 4 - 5
- 1 - 3

Calms:

DAY TIME

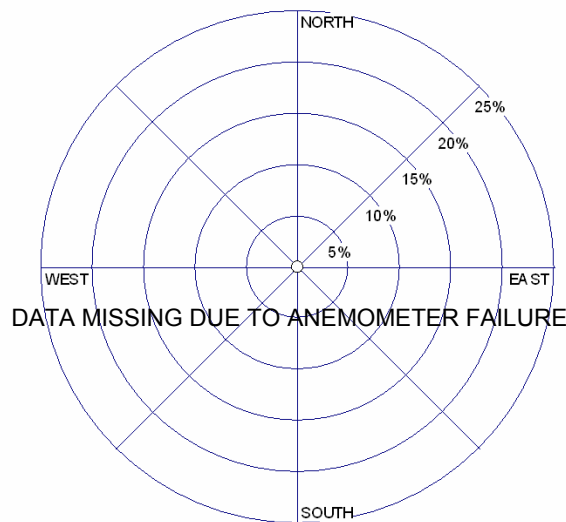


WIND SPEED (Knots)

- >= 15
- 10 - 14
- 8 - 9
- 6 - 7
- 4 - 5
- 1 - 3

Calms:

NIGHT TIME



WIND SPEED (Knots)

- >= 15
- 10 - 14
- 8 - 9
- 6 - 7
- 4 - 5
- 1 - 3

Calms:

Client:

DEPARTMENT OF DEFENCE

Project:

HQJOC METEOROLOGICAL MONITORING

Title:

WINDROSES FOR JANUARY 2008



Note: Windrose data (including calms) is based on 15 minute averaging periods