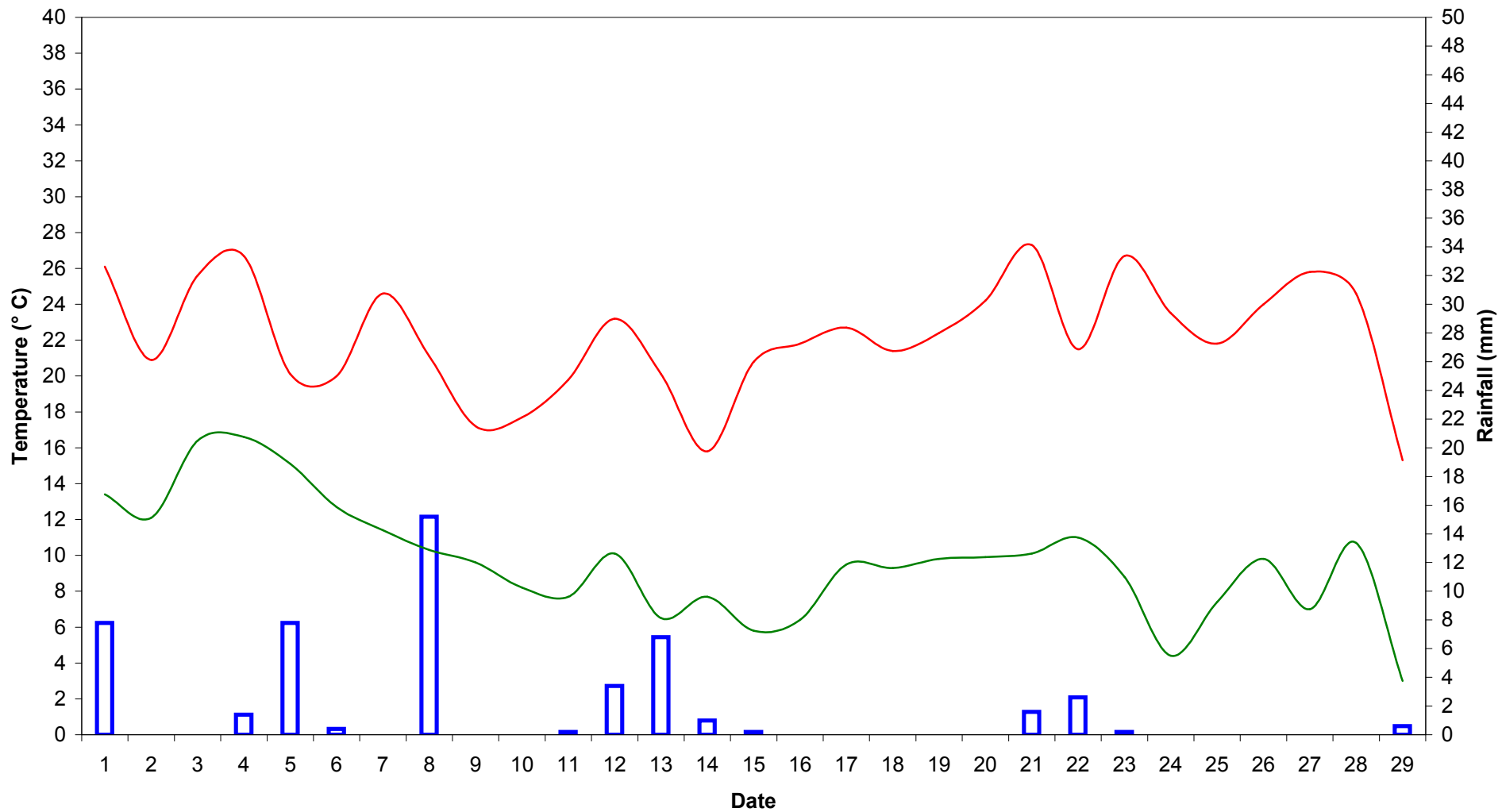
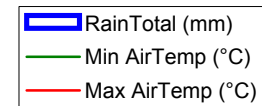




HQJOC AWS Temperature and Rainfall - February 2008

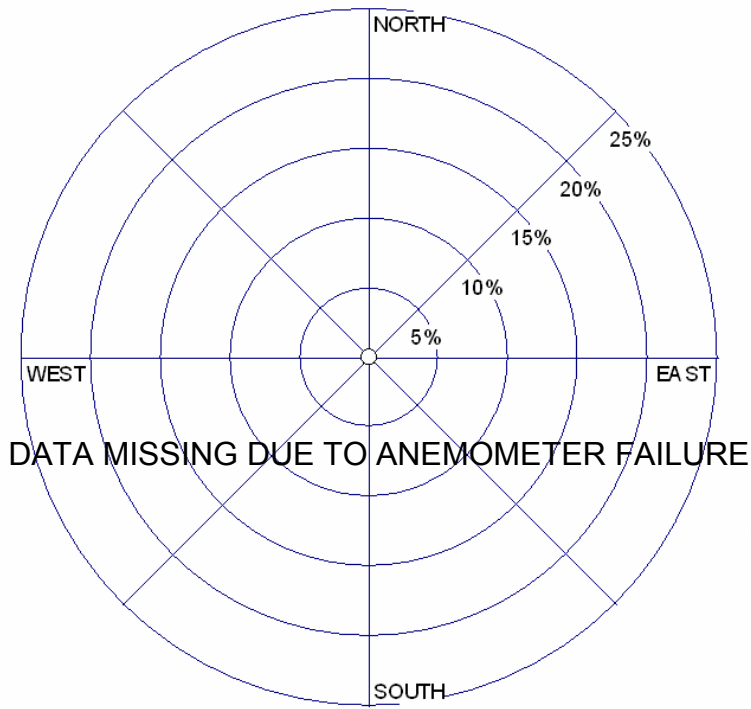


HQJOC AWS: Daily Data for February 2008

Date	Time	Min AirTemp (°C)	Ave AirTemp (°C)	Max AirTemp (°C)	Min Humidity (%)	Ave Humidity (%)	Max Humidity (%)	Min WndSpd (m/s)	Ave WndSpd (m/s)	Max WndSpd (m/s)	Ave GSR (W/m ²)	Max GSR (W/m ²)	RainTotal (mm)	Evap (mm)
1/02/2008	9:00:00 AM	13	18	26	47	74	94	NA	NA	NA	147	1130	7.8	NA
2/02/2008	9:00:00 AM	12	16	21	55	77	95	NA	NA	NA	227	1488	0	NA
3/02/2008	9:00:00 AM	16	21	26	40	72	88	NA	NA	NA	307	1427	0	NA
4/02/2008	9:00:00 AM	17	20	27	39	72	92	NA	NA	NA	291	1178	1.4	NA
5/02/2008	9:00:00 AM	15	17	20	80	90	95	NA	NA	NA	119	714	7.8	NA
6/02/2008	9:00:00 AM	13	17	20	71	86	95	NA	NA	NA	132	550	0.4	NA
7/02/2008	9:00:00 AM	11	18	25	41	73	96	NA	NA	NA	267	1251	0	NA
8/02/2008	9:00:00 AM	10	14	21	58	87	94	NA	NA	NA	150	1465	15.2	NA
9/02/2008	9:00:00 AM	10	13	17	61	79	88	NA	NA	NA	225	1470	0	NA
10/02/2008	9:00:00 AM	8	13	18	52	76	96	NA	NA	NA	247	1448	0	NA
11/02/2008	9:00:00 AM	8	13	20	41	71	96	NA	NA	NA	233	1610	0.2	NA
12/02/2008	9:00:00 AM	10	17	23	33	69	94	NA	NA	NA	313	1326	3.4	NA
13/02/2008	9:00:00 AM	7	15	20	59	87	96	NA	NA	NA	174	1673	6.8	NA
14/02/2008	9:00:00 AM	8	13	16	68	87	94	NA	NA	NA	79	493	1	NA
15/02/2008	9:00:00 AM	6	15	21	39	73	96	NA	NA	NA	330	1140	0.2	NA
16/02/2008	9:00:00 AM	6	15	22	42	74	97	NA	NA	NA	339	1086	0	NA
17/02/2008	9:00:00 AM	10	16	23	38	67	85	NA	NA	NA	328	1074	0	NA
18/02/2008	9:00:00 AM	9	15	21	44	74	96	NA	NA	NA	334	1142	0	NA
19/02/2008	9:00:00 AM	10	16	22	42	73	96	NA	NA	NA	260	1455	0	NA
20/02/2008	9:00:00 AM	10	17	24	38	72	97	NA	NA	NA	305	1150	0	NA
21/02/2008	9:00:00 AM	10	19	27	24	66	94	NA	NA	NA	240	1330	1.6	NA
22/02/2008	9:00:00 AM	11	16	22	61	85	96	NA	NA	NA	161	1399	2.6	NA
23/02/2008	9:00:00 AM	9	19	27	41	59	82	NA	NA	NA	249	1201	0.2	NA
24/02/2008	9:00:00 AM	4	16	24	24	47	68	NA	NA	NA	329	1056	0	NA
25/02/2008	9:00:00 AM	7	15	22	32	63	89	NA	NA	NA	323	1036	0	NA
26/02/2008	9:00:00 AM	10	16	24	30	73	94	NA	NA	NA	277	1264	0	NA
27/02/2008	9:00:00 AM	7	18	26	22	65	97	NA	NA	NA	274	1130	0	NA
28/02/2008	9:00:00 AM	11	18	25	24	62	93	NA	NA	NA	234	1213	0	NA
29/02/2008	9:00:00 AM	3	11	15	44	70	85	NA	NA	NA	89	774	0.6	NA

NA = Data unavailable due to sensor failure

24 HOURS

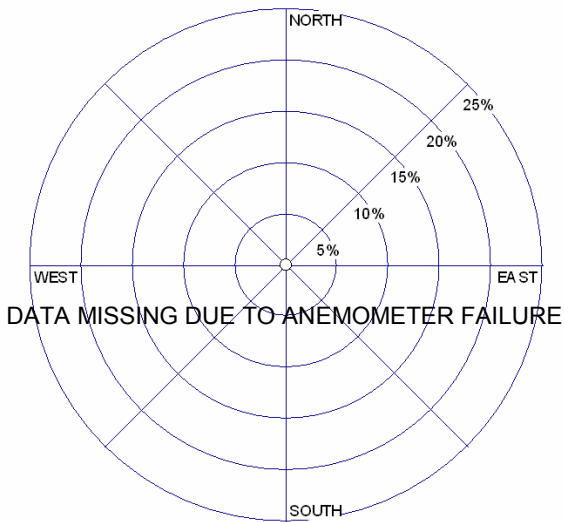


WIND SPEED
(Knots)

- >= 15
- 10 - 14
- 8 - 9
- 6 - 7
- 4 - 5
- 1 - 3

Calms:

DAY TIME

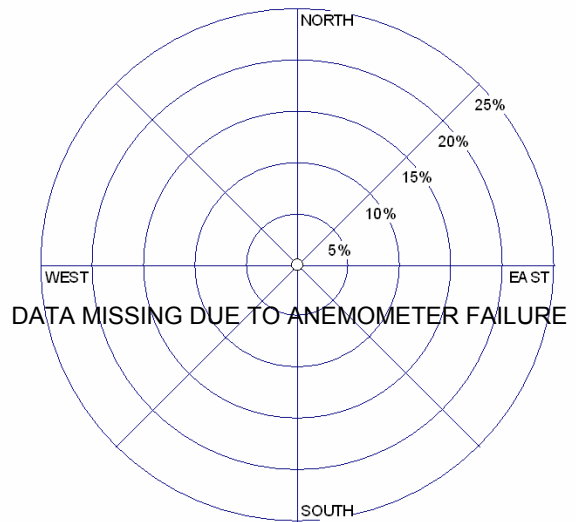


WIND SPEED
(Knots)

- >= 15
- 10 - 14
- 8 - 9
- 6 - 7
- 4 - 5
- 1 - 3

Calms:

NIGHT TIME



WIND SPEED
(Knots)

- >= 15
- 10 - 14
- 8 - 9
- 6 - 7
- 4 - 5
- 1 - 3

Calms:

Client:

DEPARTMENT OF DEFENCE

Project:

**HQJOC METEOROLOGICAL
MONITORING**

Title:

**WINDROSES FOR FEBRUARY
2008**



Note: Windrose data (including calms) is based on 15 minute averaging periods