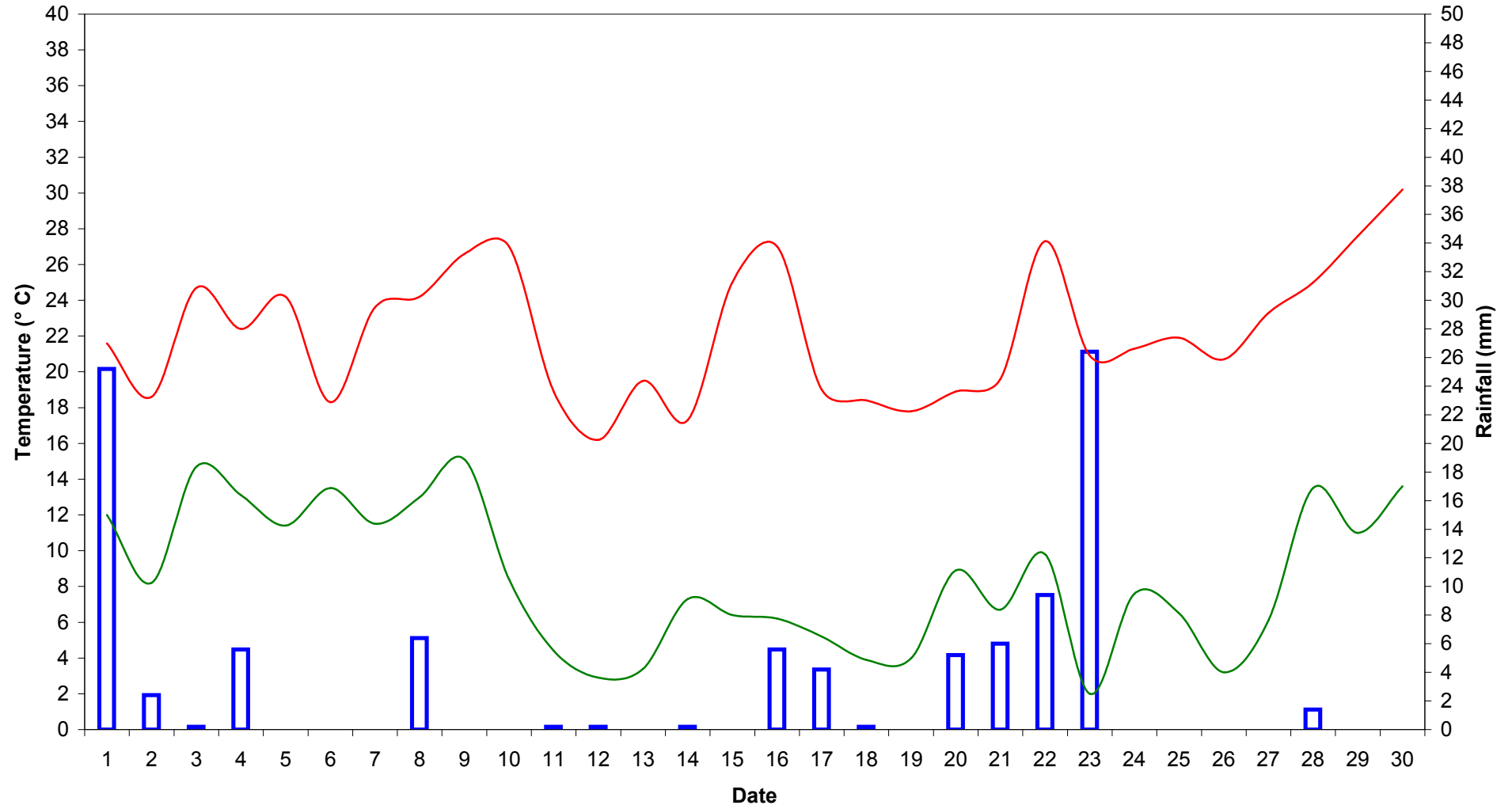
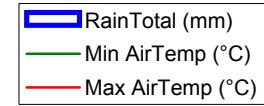




HQJOC AWS Temperature and Rainfall - December 2007

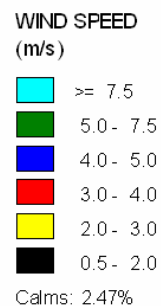
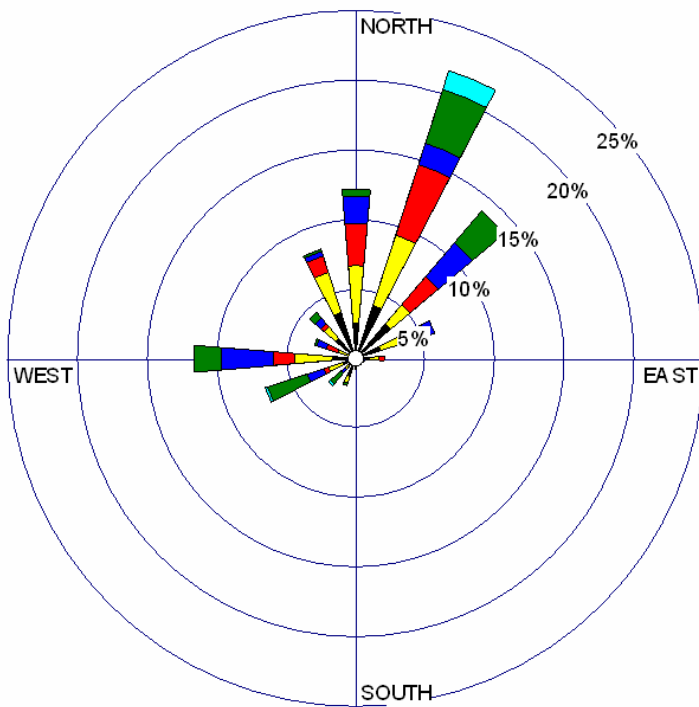


HQJOC AWS: Daily Data for December 2007

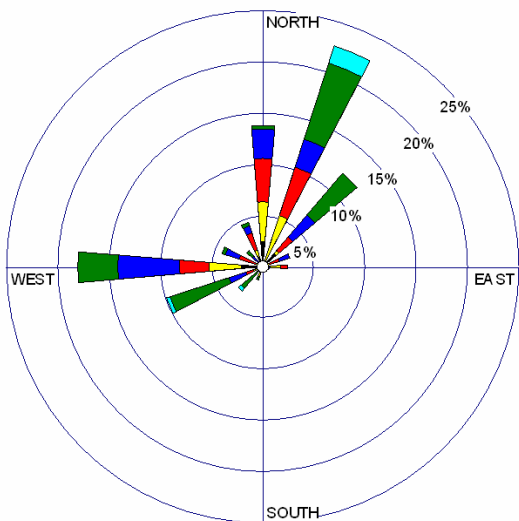
Date	Time	Min AirTemp (°C)	Ave AirTemp (°C)	Max AirTemp (°C)	Min Humidity (%)	Ave Humidity (%)	Max Humidity (%)	Min WndSpd (m/s)	Ave WndSpd (m/s)	Max WndSpd (m/s)	Ave GSR (W/m ²)	Max GSR (W/m ²)	RainTotal (mm)	Evap (mm)
1/12/2007	9:00:00 AM	12	17	22	48	80	95	0.0	2.5	14.4	165	1391	25.2	2.9
2/12/2007	9:00:00 AM	8	14	19	64	85	95	0.0	3.2	13.4	182	1698	2.4	2.6
3/12/2007	9:00:00 AM	15	19	25	39	69	93	0.0	2.5	9.1	305	1300	0.2	5.3
4/12/2007	9:00:00 AM	13	17	22	56	83	97	0.0	2.9	16.0	211	1404	5.6	3.4
5/12/2007	9:00:00 AM	11	18	24	30	70	95	0.0	3.2	14.1	311	1422	0	5.1
6/12/2007	9:00:00 AM	14	16	18	70	84	92	0.1	5.1	17.9	235	1420	0	3.2
7/12/2007	9:00:00 AM	12	19	24	54	78	90	0.4	4.3	17.9	258	1538	0	4.2
8/12/2007	9:00:00 AM	13	19	24	54	80	95	0.0	2.7	16.8	176	1417	6.4	3.3
9/12/2007	9:00:00 AM	15	19	27	32	75	97	NA	NA	NA	314	1378	0	5.5
10/12/2007	9:00:00 AM	8	20	27	18	45	86	NA	NA	NA	327	1470	0	8.8
11/12/2007	9:00:00 AM	4	13	19	63	76	87	NA	NA	NA	229	1417	0.2	3.3
12/12/2007	9:00:00 AM	3	12	16	67	77	87	NA	NA	NA	141	1112	0.2	2.6
13/12/2007	9:00:00 AM	3	14	20	50	73	94	NA	NA	NA	191	1211	0	3.6
14/12/2007	9:00:00 AM	7	13	17	53	76	94	NA	NA	NA	198	1601	0.2	3.2
15/12/2007	9:00:00 AM	6	17	25	32	67	95	NA	NA	NA	358	1218	0	5.9
16/12/2007	9:00:00 AM	6	19	27	29	70	94	NA	NA	NA	253	1137	5.6	5.6
17/12/2007	9:00:00 AM	5	14	19	65	83	93	NA	NA	NA	119	757	4.2	2.4
18/12/2007	9:00:00 AM	4	13	18	43	71	87	NA	NA	NA	330	1424	0.2	4.0
19/12/2007	9:00:00 AM	4	14	18	43	72	89	NA	NA	NA	254	1547	0	3.6
20/12/2007	9:00:00 AM	9	15	19	58	88	96	NA	NA	NA	122	1568	5.2	1.9
21/12/2007	9:00:00 AM	7	16	20	71	88	97	NA	NA	NA	136	1601	6	1.8
22/12/2007	9:00:00 AM	10	21	27	46	75	92	NA	NA	NA	250	1399	9.4	5.1
23/12/2007	9:00:00 AM	2	15	21	41	72	94	NA	NA	NA	171	1422	26.4	3.6
24/12/2007	9:00:00 AM	8	16	21	44	72	89	NA	NA	NA	228	1493	0	4.2
25/12/2007	9:00:00 AM	7	16	22	35	69	89	NA	NA	NA	302	1462	0	4.8
26/12/2007	9:00:00 AM	3	14	21	56	76	95	NA	NA	NA	330	1498	0	3.9
27/12/2007	9:00:00 AM	6	18	23	27	58	91	NA	NA	NA	373	1161	0	6.4
28/12/2007	9:00:00 AM	14	17	25	28	77	93	NA	NA	NA	238	1338	1.4	4.6
29/12/2007	9:00:00 AM	11	20	28	29	58	93	NA	NA	NA	372	1277	0	8.1
30/12/2007	9:00:00 AM	14	23	30	21	49	87	NA	NA	NA	371	1122	0	10.5
31/12/2007	9:00:00 AM	11	23	32	17	46	92	NA	NA	NA	373	1097	0	11.6

NA = Data unavailable due to sensor failure


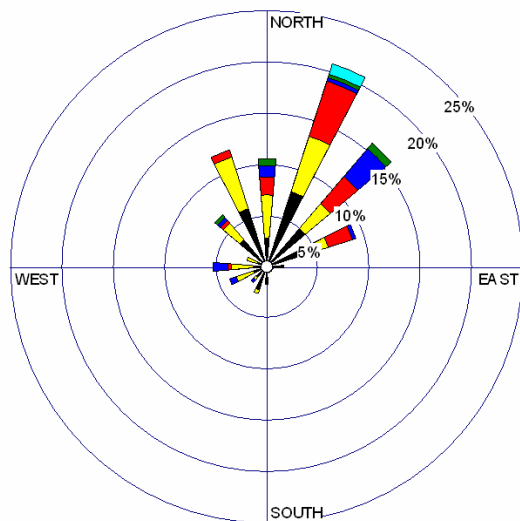
24 HOURS



DAY TIME



NIGHT TIME



Client:

DEPARTMENT OF DEFENCE

Project:

HQJOC METEOROLOGICAL MONITORING

Title:

WINDROSES FOR DECEMBER 2007



Notes: Windrose data (including calms) is based on 15 minute averaging periods. Data is limited to first eight days of the month due to sensor failure.