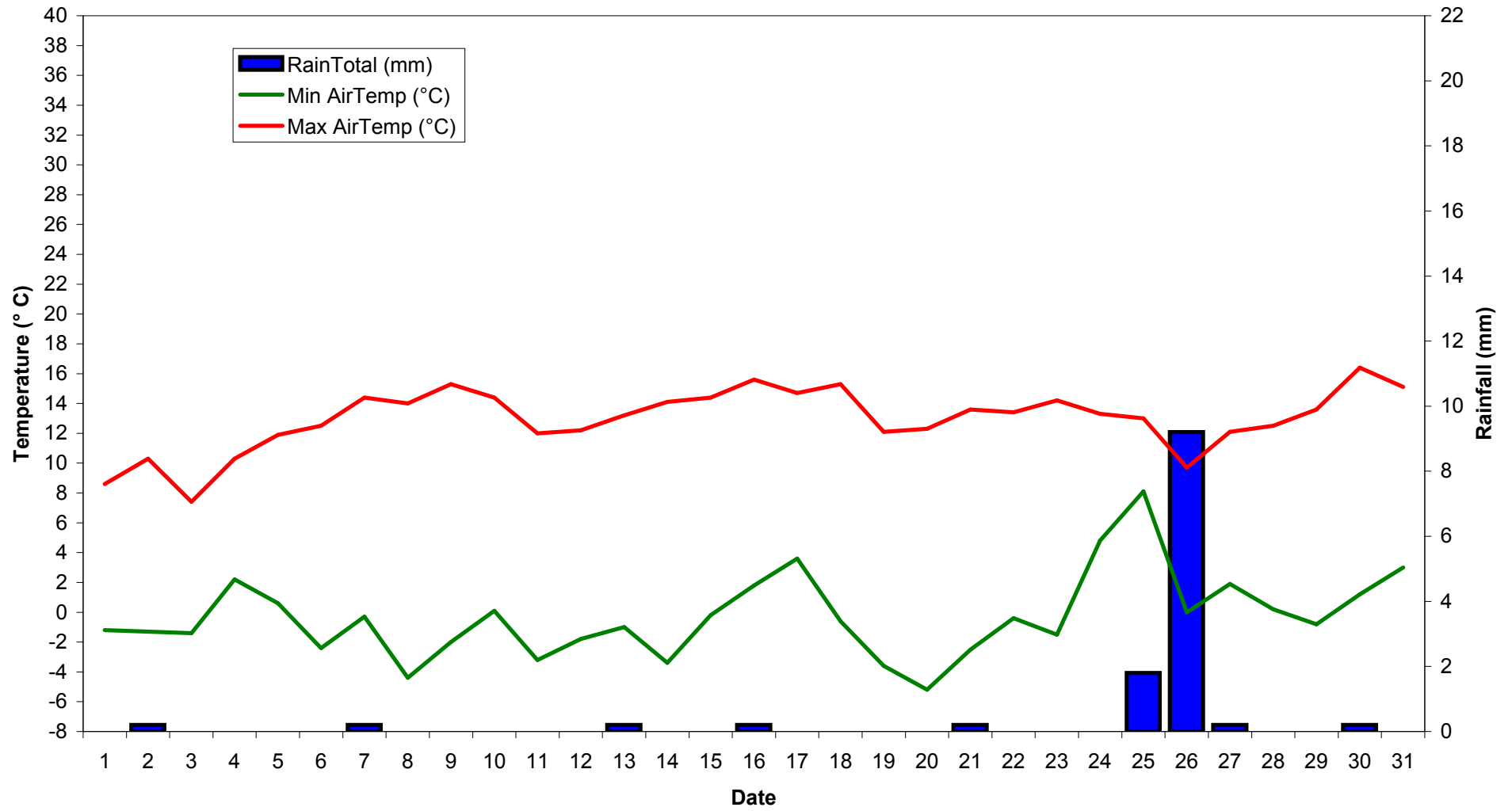
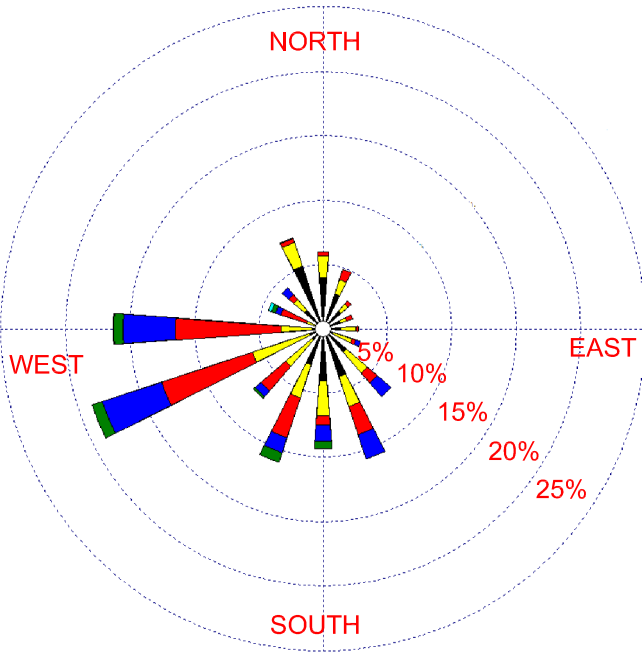


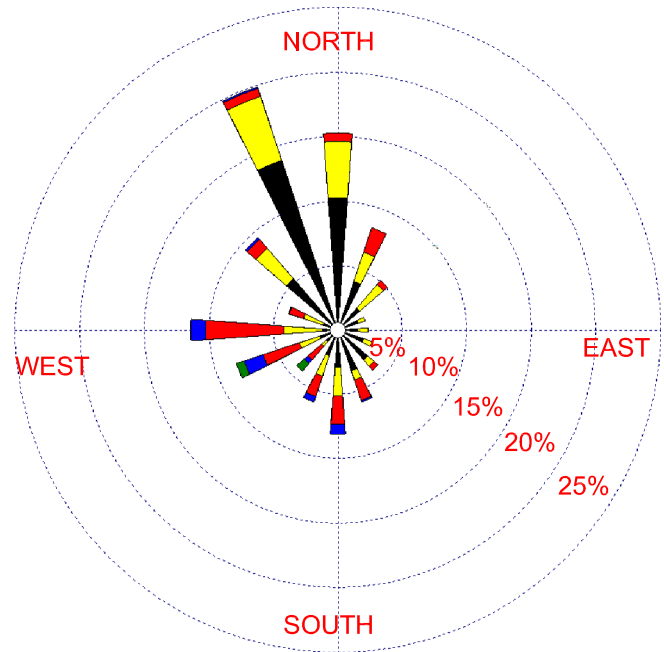
HQJOC AWS Temperature and rainfall - August 2006



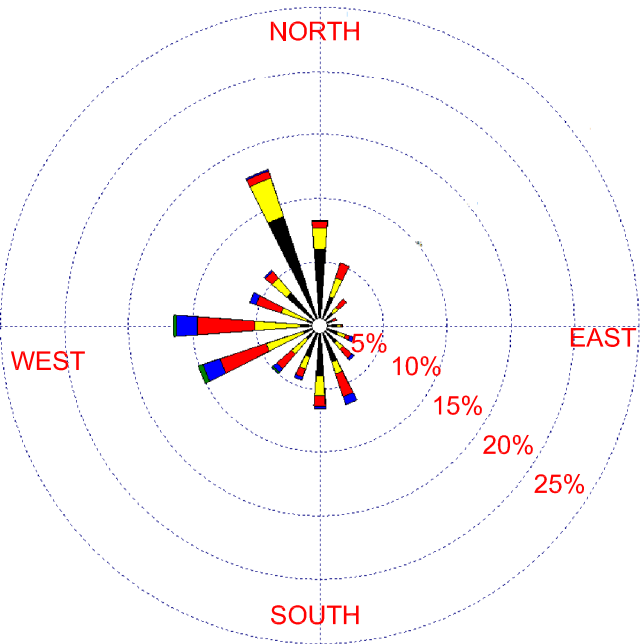
This drawing is subject to COPYRIGHT. It remains the property of URS Australia Pty Ltd.



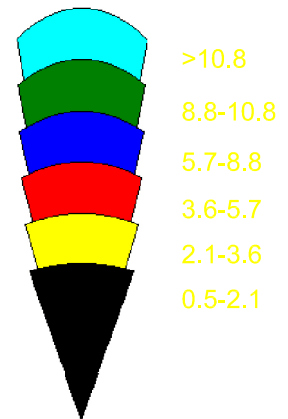
DAY TIME
3.3% CALMS




NIGHT TIME
6.5% CALMS



24 HOURS
4.9% CALMS



WIND SPEED (m/s)

Client DEPARTMENT OF DEFENCE 	Project HQJOC METEOROLOGICAL MONITORING		Title WINDROSES FOR AUGUST 2006	
	Drawn: JT Job No.: 43157193	Approved: JT File No.: 009.dwg	Date: 13/09/2006	Figure: 1

HQJOC AWS: Daily Data for August 2006

Date	Time	Min AirTemp (°C)	Ave AirTemp (°C)	Max AirTemp (°C)	Min Humidity (%)	Ave Humidity (%)	Max Humidity (%)	Min WndSpd (m/s)	Ave WndSpd (m/s)	Max WndSpd (m/s)	Ave GSR (W/m ²)	Max GSR (W/m ²)	RainTotal (mm)	Evap (mm)
1/08/2006	9:00:00 AM	-1	4	9	49	78	100	0.0	4.7	-	125	893	0	2.1
2/08/2006	9:00:00 AM	-1	4	10	51	84	100	0.0	2.1	7.2	156	757	0.2	2.6
3/08/2006	9:00:00 AM	-1	3	7	61	86	99	0.0	1.8	9.8	89	761	0	1.6
4/08/2006	9:00:00 AM	2	6	10	60	79	97	0.0	3.0	13.6	127	802	0	2.4
5/08/2006	9:00:00 AM	1	5	12	47	76	95	0.0	2.9	9.9	123	855	0	2.5
6/08/2006	9:00:00 AM	-2	5	13	45	82	101	0.0	2.2	9.2	166	728	0	2.8
7/08/2006	9:00:00 AM	0	7	14	29	70	99	0.0	3.0	-	160	637	0.2	3.3
8/08/2006	9:00:00 AM	-4	3	14	27	70	99	0.0	1.8	6.8	172	683	0	3.4
9/08/2006	9:00:00 AM	-2	6	15	8	55	97	0.0	1.9	7.3	170	695	0	4.0
10/08/2006	9:00:00 AM	0	7	14	29	57	87	0.1	5.0	18.1	163	766	0	4.0
11/08/2006	9:00:00 AM	-3	4	12	40	76	100	0.0	2.5	12.6	175	691	0	3.0
12/08/2006	9:00:00 AM	-2	4	12	36	79	100	0.0	1.9	-	177	774	0	3.1
13/08/2006	9:00:00 AM	-1	6	13	37	78	100	0.0	1.6	7.0	177	716	0.2	3.3
14/08/2006	9:00:00 AM	-3	5	14	33	75	100	0.0	1.7	7.1	181	710	0	3.4
15/08/2006	9:00:00 AM	0	7	14	32	66	97	0.0	2.5	-	180	705	0	3.7
16/08/2006	9:00:00 AM	2	8	16	32	77	99	0.0	2.0	7.7	132	785	0.2	2.9
17/08/2006	9:00:00 AM	4	9	15	34	55	99	0.0	3.5	10.8	175	714	0	4.3
18/08/2006	9:00:00 AM	-1	8	15	28	66	99	0.0	3.6	18.3	170	724	0	3.7
19/08/2006	9:00:00 AM	-4	5	12	35	69	99	0.0	3.4	-	192	708	0	3.4
20/08/2006	9:00:00 AM	-5	4	12	33	71	99	0.0	2.3	-	194	851	0	3.4
21/08/2006	9:00:00 AM	-3	5	14	34	74	100	0.0	2.1	12.9	191	736	0.2	3.5
22/08/2006	9:00:00 AM	0	8	13	38	66	96	0.0	2.5	-	187	736	0	3.7
23/08/2006	9:00:00 AM	-2	8	14	37	70	99	0.0	3.3	23.0	200	757	0	3.7
24/08/2006	9:00:00 AM	5	9	13	34	61	86	0.0	2.9	12.6	193	769	0	4.3
25/08/2006	9:00:00 AM	8	10	13	53	85	97	0.0	2.6	18.3	85	1025	1.8	2.0
26/08/2006	9:00:00 AM	0	4	10	80	92	99	0.0	3.1	-	75	550	9.2	1.4
27/08/2006	9:00:00 AM	2	7	12	42	82	99	0.0	2.1	12.5	178	881	0.2	3.2
28/08/2006	9:00:00 AM	0	7	13	47	76	99	0.0	2.6	-	145	876	0	2.9
29/08/2006	9:00:00 AM	-1	7	14	43	78	100	0.0	2.1	7.2	212	799	0	3.8
30/08/2006	9:00:00 AM	1	9	16	30	78	100	0.0	2.2	23.3	208	771	0.2	4.1
31/08/2006	9:00:00 AM	3	9	15	58	84	99	0.0	2.3	15.8	177	1124	0	3.4

Note: Some Maximum windspeed were not recorded due to interference from birds.