







Legend

Inferred surface water PFOS + PFHxS concentration

-  Typically above Drinking Water and Recreational Guidance Values
-  Typically between Drinking Water and Recreational Guidance Values
-  Occasional detections but below Drinking Water Guidance
-  Consistently below Limit of Reporting

